

CMDA (B)/R/No. 1
C.No. P/115/89/2004
Asst. Secretary
P.A. 11/105
A.P. D.P.

Revised Plan
Dt. 24/11/05
APPROVED
SUBJECT TO THE CONDITIONS IN
THIS OFFICE LETTER
Dt. 11.5.89/2004
FOR MEMBER, SECRETARY
CHENNAI METROPOLITAN
DEVELOPMENT AUTHORITY
CHENNAI - 600 068.

**PROPOSED RESIDENTIAL FLATS IN
SURVEY NOS - 328/1 & 2 & 330/2B
AT ZAMIN PALLAVARAM VILLAGE,
TAMBARAM TALUK,
KANCHEEPURAM DISTRICT
PALLAVARAM MUNICIPALITY
CHENNAI.**

SPECIFICATION

- R.C.C RAFT FOUNDATION.
- BRICK WORK IN SUPERSTRUCTURE IN C.M. 1:5
- R.C.C. COLUMNS, PLINTH BEAMS, ROOF SLAB, ETC. IN C.C. 1:2:4.
- PLASTERING WORK IN C.M. 1:4.
- MOSAIC OR MARBLE FLOORING IN C.M. 1:3.
- TWO COATS OF COLOUR OR WHITE WASH.
- ALL DOORS AND WINDOWS IN TEAKWOOD.
- TWO COATS OF ENAMEL PAINT OVER ONE COAT OF PRIMER ON WOOD WORK.
- WEATHERING COURSE IN BRICK JELLY CONCRETE IN C.M. WITH TWO COURSES OF FLAT TILES LAID TO DETAIL.

AREA STATEMENT:-

PLOT AREA (F.M.B.)	= 13500.00 Sqmt.
PLOT AREA (SITE)	= 13537.00 Sqmt.
PLOT AREA (COUNTABLE FOR F.S.I.)	= 13304.32 Sqmt.
F.S.I. ALLOWED	= 19956.48 Sqmt.
F.S.I. ACHIEVED	= 19953.13 Sqmt. (1.4997)
PLOT COVERAGE	= 38.98 %
NO. OF CAR'S REQUIRED	= 168 Nos.
NO. OF CAR'S PROVIDED	= 184 Nos. (COVERED - 155 & OPEN - 29)
NO. TWO WHEELER'S PARKING	= 101 NOS
F.S.I. ACHIEVED	
1. BLOCK - A	= 3826.48 Sqmt.
2. BLOCK - B	= 3813.96 Sqmt.
3. BLOCK - C	= 3811.49 Sqmt.
4. BLOCK - D	= 3811.49 Sqmt.
5. BLOCK - E	= 2591.62 Sqmt.
6. BLOCK - F	= 2098.09 Sqmt.
TOTAL AREA	= 19953.13 Sqmt.
F.S.I. ACHIEVED	= 1.4997
TOTAL NON F.S.I. AREA	= 539.20 SQ.MT

ALL DIMENSIONS ARE IN METRES

SCALE:- 1:400

LEGEND

PROPOSED BUILDING
BOUNDARY SHOWN IN
ROAD SHOWN IN
SEWER LINE SHOWN IN
WATER SUPPLY LINE SHOWN IN

NORTH POINT:-

OWNER'S SIGNATURE

[Signature]

LICENSED SURVEYOR

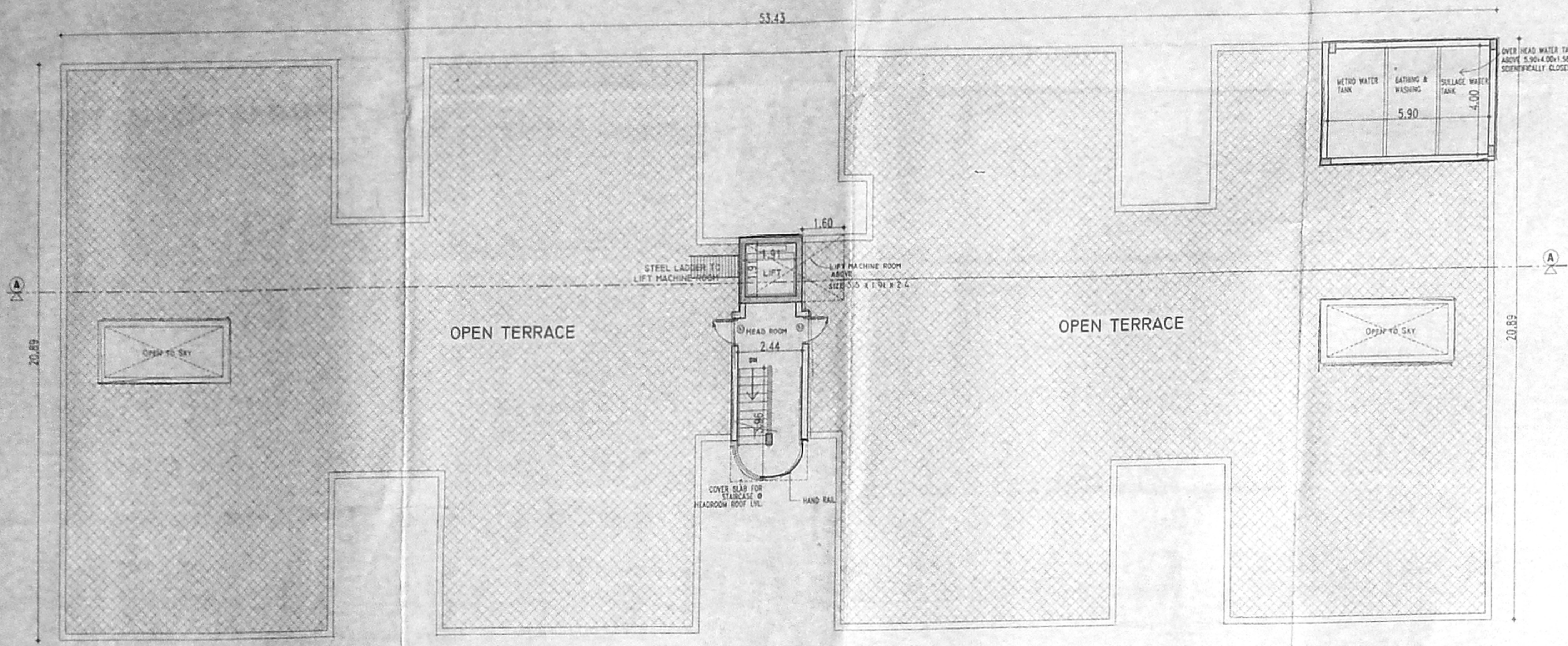
[Signature]

K. RAMKUMAR, B.E.
CLASS - LICENSED SURVEYOR
LICENSE NO. 541
CORPORATION OF CHENNAI
14/23, IV Cross Street, R.K. Nagar
Mandaveli, Chennai - 600 028.

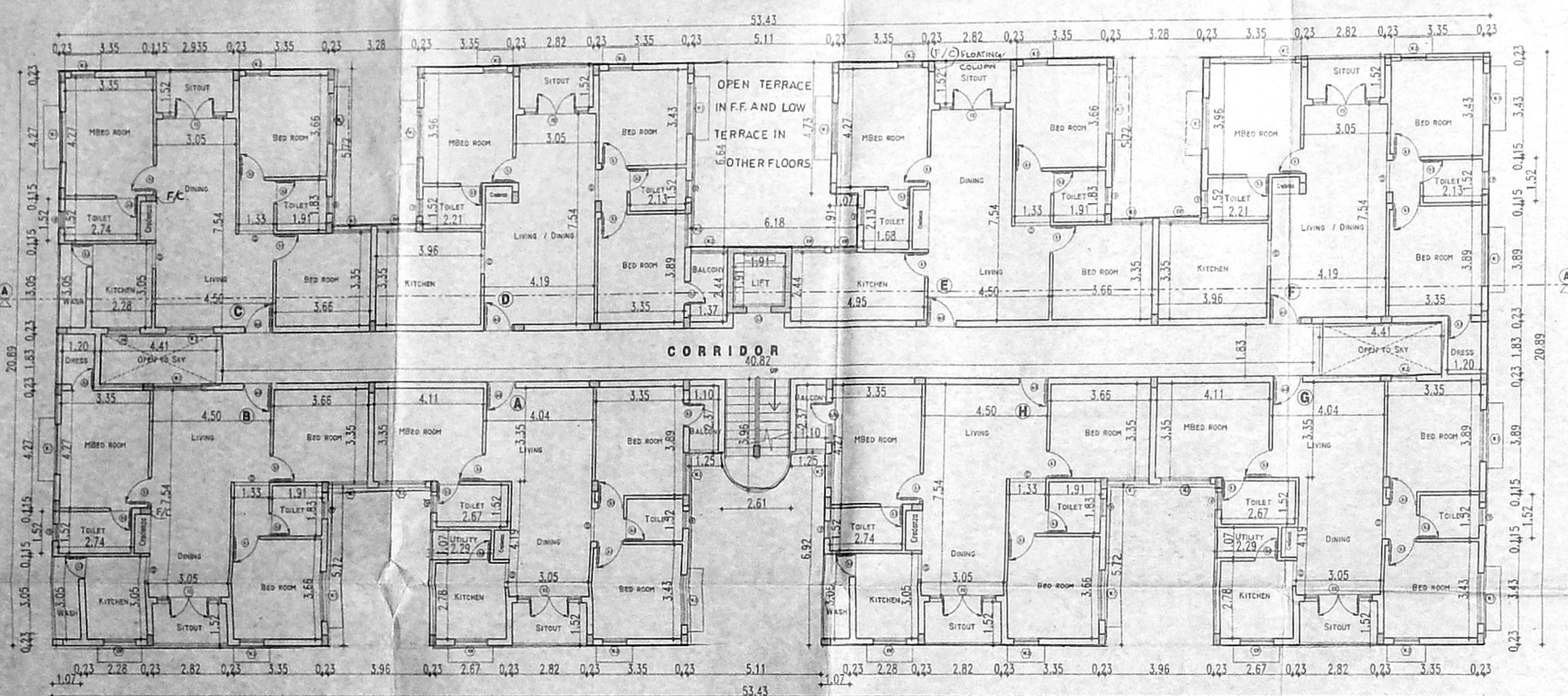
REVISED AS ON - 18 - 01 - 05

DRAWING TITLE:
SITE PLAN

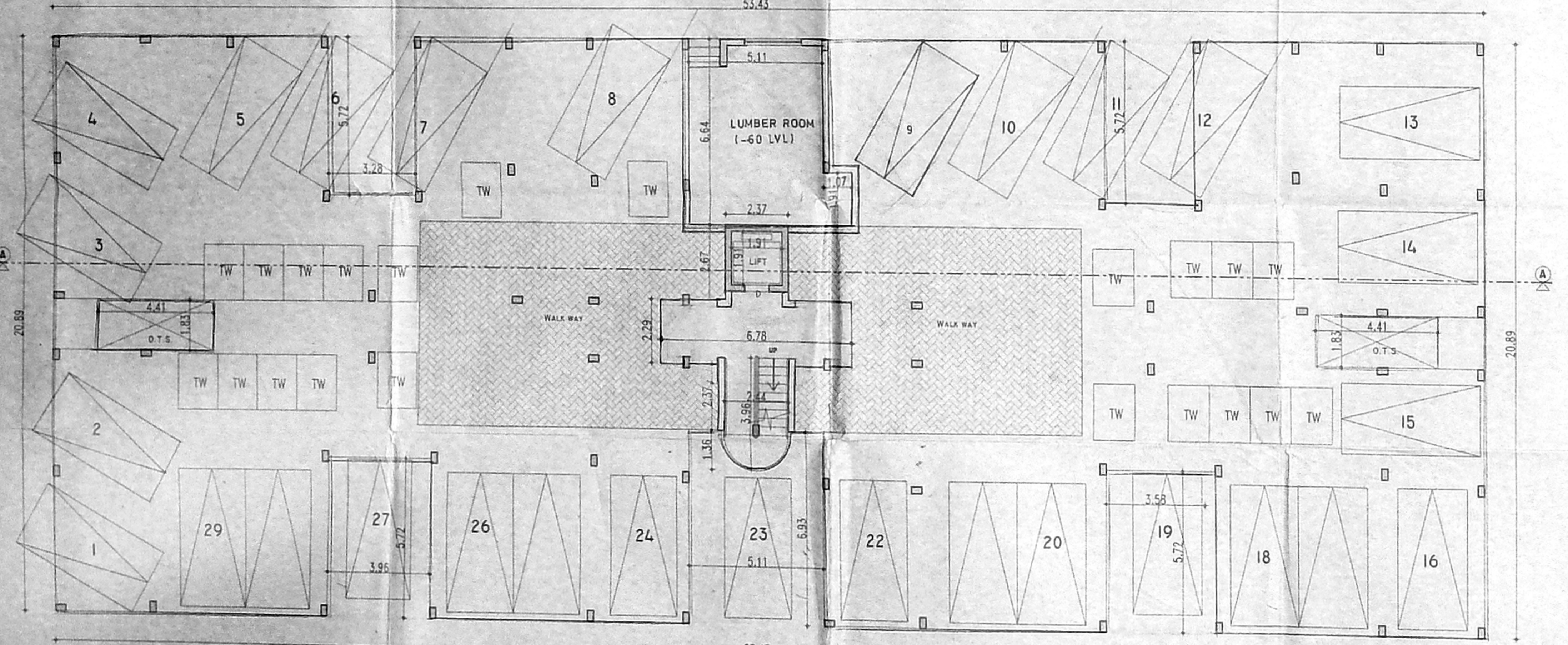
SHEET NO-01/06



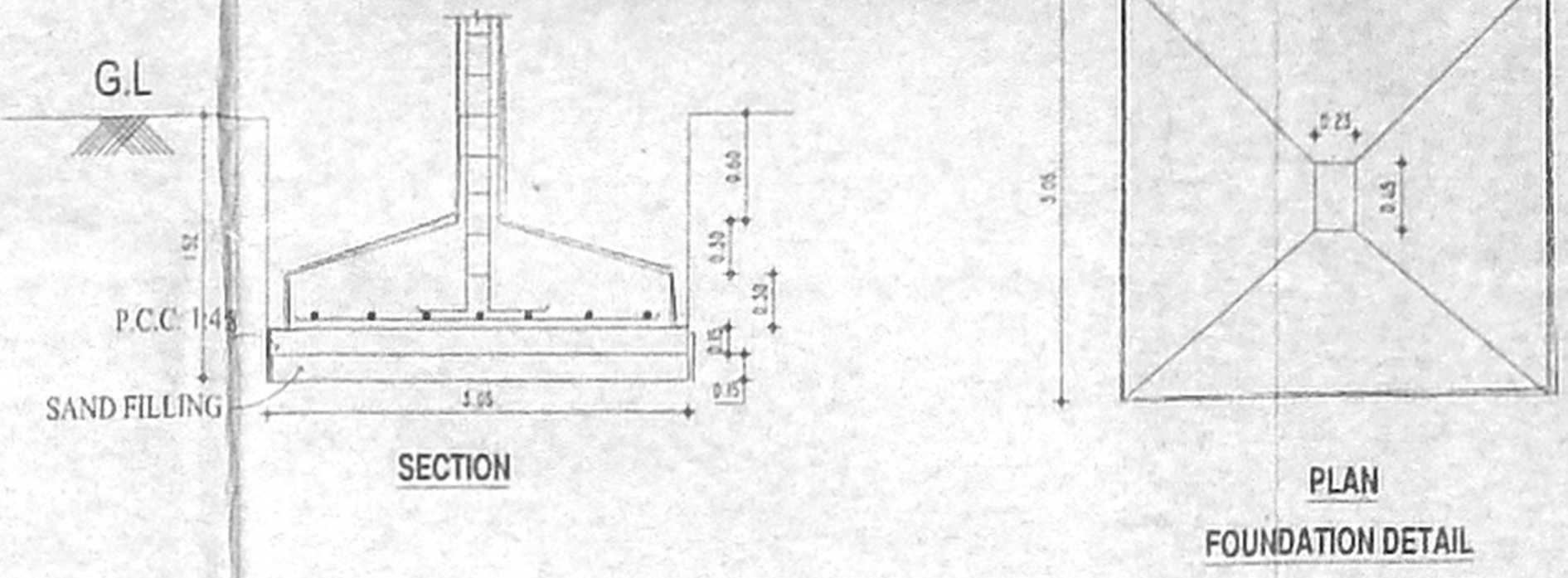
TERRACE FLOOR PLAN



TYPICAL FLOOR PLAN (1st, 2nd, 3rd & 4th) BLOCK - A



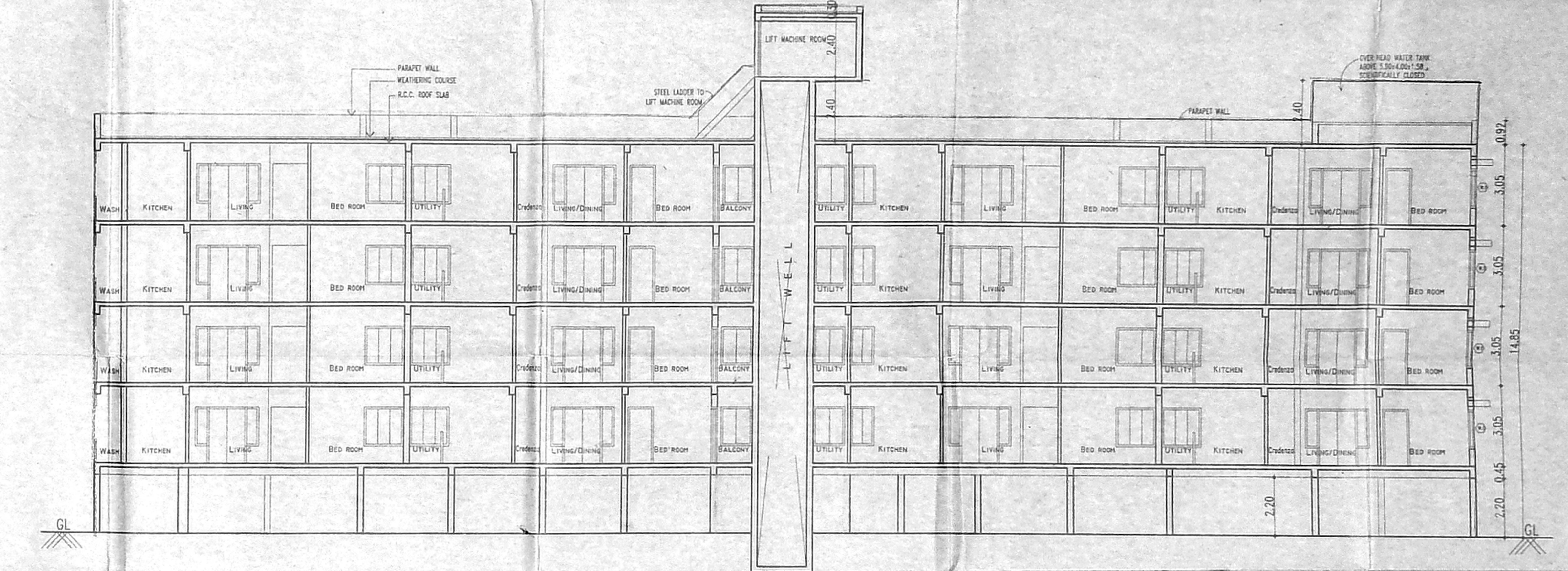
PARTLY GROUND FLOOR CUM STILT FLOOR PLAN BLOCK - A



FOUNDATION DETAIL



FRONT ELEVATION



SECTION ON 'A-A'

OFFICE COPY

APPROVED
SUBJECT TO THE CONDITIONS IN
THIS OFFICE LETTER
B/115/29/1004/1.02-2.005

CMDA (B)/G.No. 1
C.No. B/115/29/1004
Asst. Secretary
P.A.

**PROPOSED RESIDENTIAL FLATS IN
SURVEY NOS-328/1 & 2 & 330/2B
OF ZAMIN PALLAVARAM VILLAGE,
TAMBARAM TALUK,
KANCHEEPURAM DISTRICT,
PALLAVARAM MUNICIPALITY,
CHENNAI.**

SPECIFICATION

- R.C.C RAFT FOUNDATION.
- BRICK WORK IN SUPERSTRUCTURE IN C.M. 1:5
- R.C.C. COLUMNS, PLINTH BEAMS, ROOF SLAB, ETC. IN C.C. 1:2:4
- PLASTERING WORK IN C.M. 1:4
- MOSAIC OR MARBLE FLOORING IN C.M. 1:3
- TWO COATS OF COLOUR OR WHITE WASH
- ALL DOORS AND WINDOWS IN TEAKWOOD
- TWO COATS OF EMAMEL PAINT OVER ONE COAT OF PRIMER ON WOOD WORK
- WEATHERING COURSE IN BRICK, JELLY CONCRETE IN C.M. WITH TWO COURSES OF R.F.P. THROUGH TO ROOF
- ALL R.C.C. SUNSHADE ARE IN 0.48M WIDE

SCHEDULE OF JOINERY:-

TYPE	DESCRIPTION	SIZE
MD	MAIN DOOR	1.40 X 2.40
FD	FRENCH DOOR	2.44 X 2.40
D1	DOOR	0.91 X 2.40
D2	DOOR	0.84 X 2.40
LD	LIFT DOOR	0.96 X 2.40
DW	DOOR/WINDOW	1.62 X 2.40
W1	WINDOW	1.83 X 1.70
W2	WINDOW	1.07 X 1.70
W3	WINDOW	2.90 X 1.70
KW	KITCHEN WINDOW	1.20 X 1.70
V	VENTILATOR	0.60 X 0.60

AREA STATEMENT:-

F.S.I. ACHIEVED

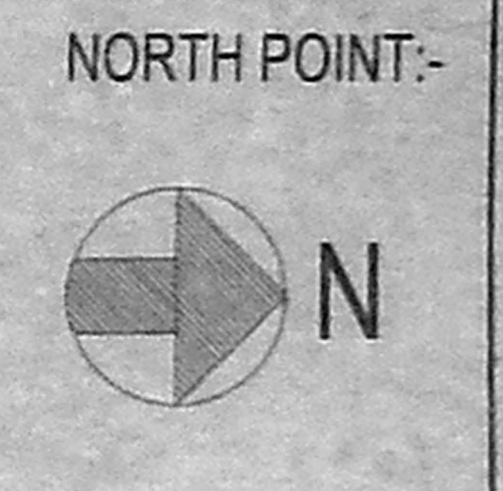
STILTS FLOOR AREA	=	32.44 Sqm.
FIRST FLOOR AREA	=	948.51 Sqm.
SECOND FLOOR AREA	=	948.51 Sqm.
THIRD FLOOR AREA	=	948.51 Sqm.
FOURTH FLOOR AREA	=	948.51 Sqm.
TOTAL AREA	=	3826.48 Sqm.
NON F.S.I	=	40-80 Sqm.

ALL DIMENSIONS ARE IN METRES

SCALE- 1:100

LEGEND

- PROPOSED BUILDING
- BOUNDARY SHOWN IN
- ROAD SHOWN IN
- SEWER LINE SHOWN IN
- WATER SUPPLY LINE SHOWN IN



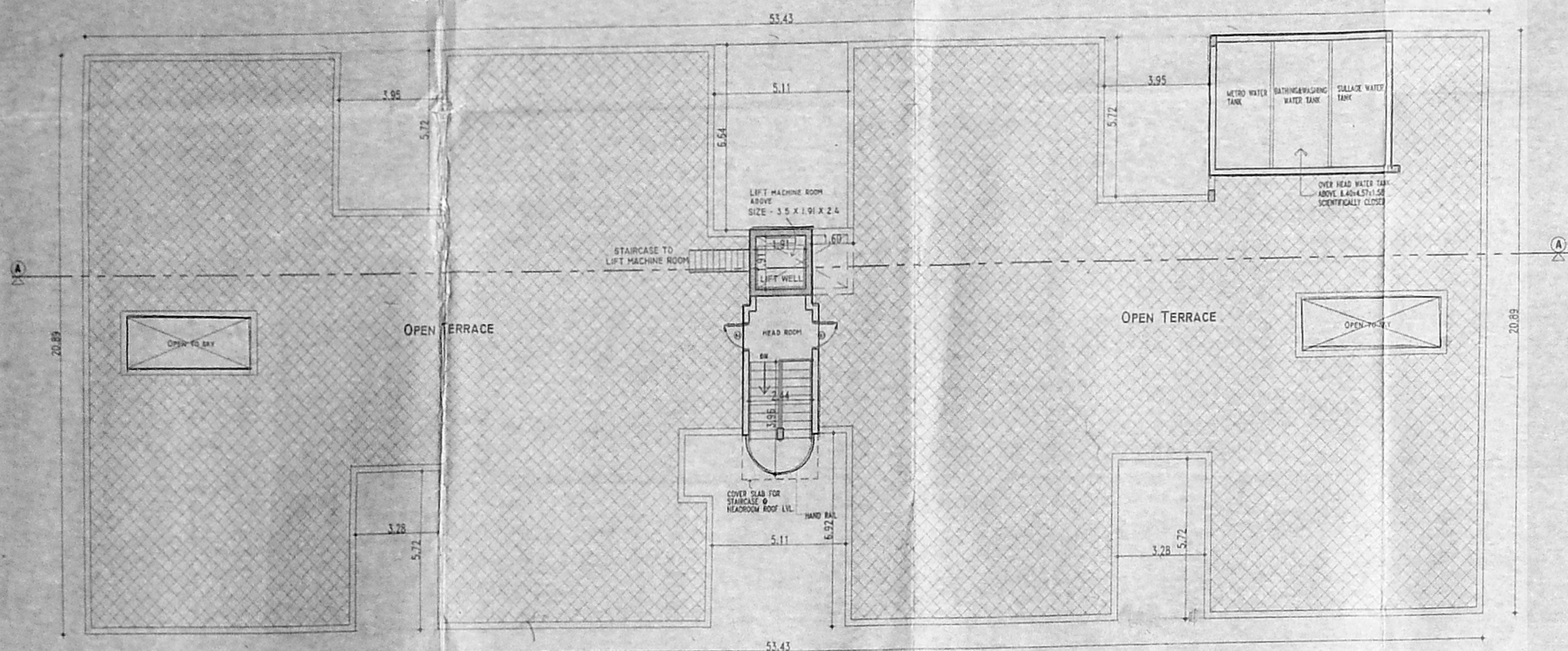
OWNER'S SIGNATURE

[Signature]

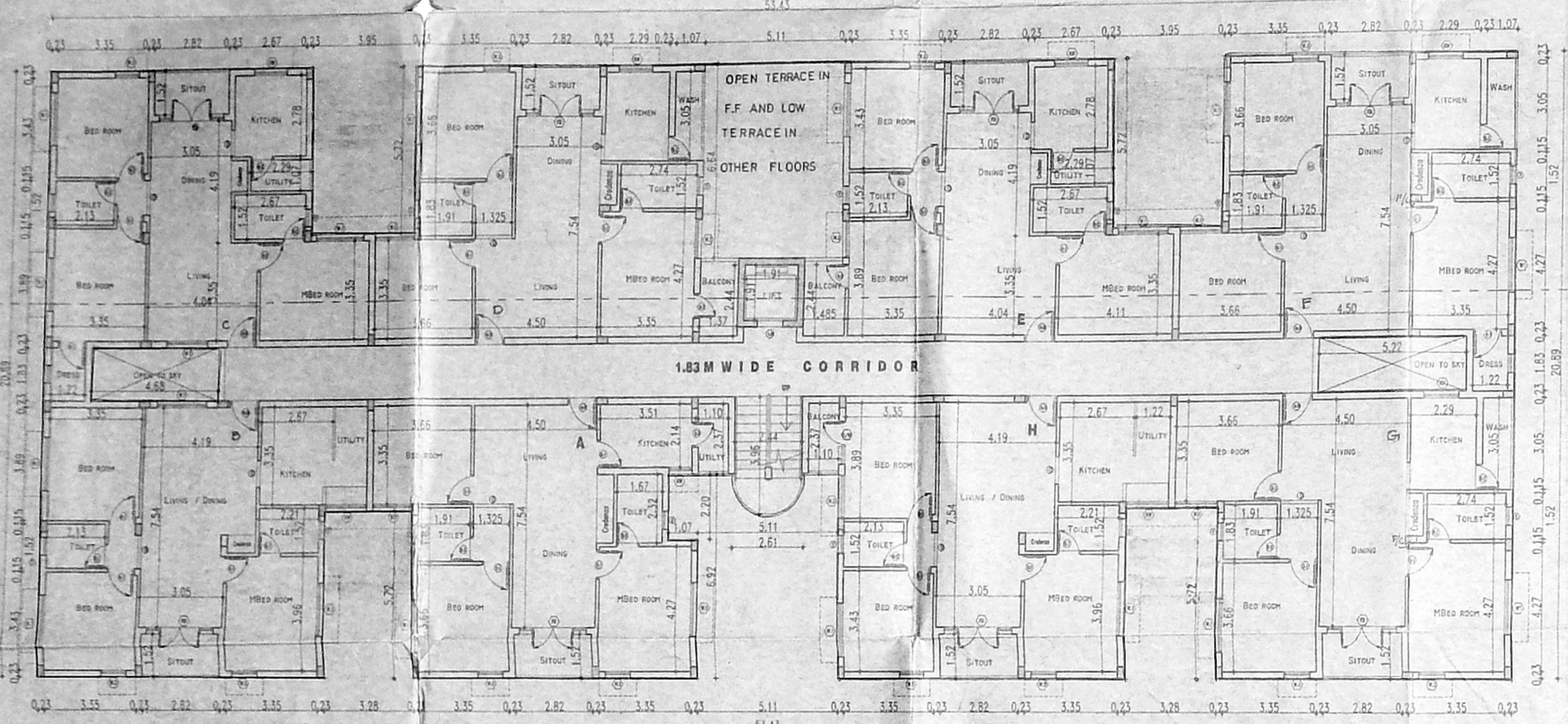
LICENSED SURVEYOR

[Signature]

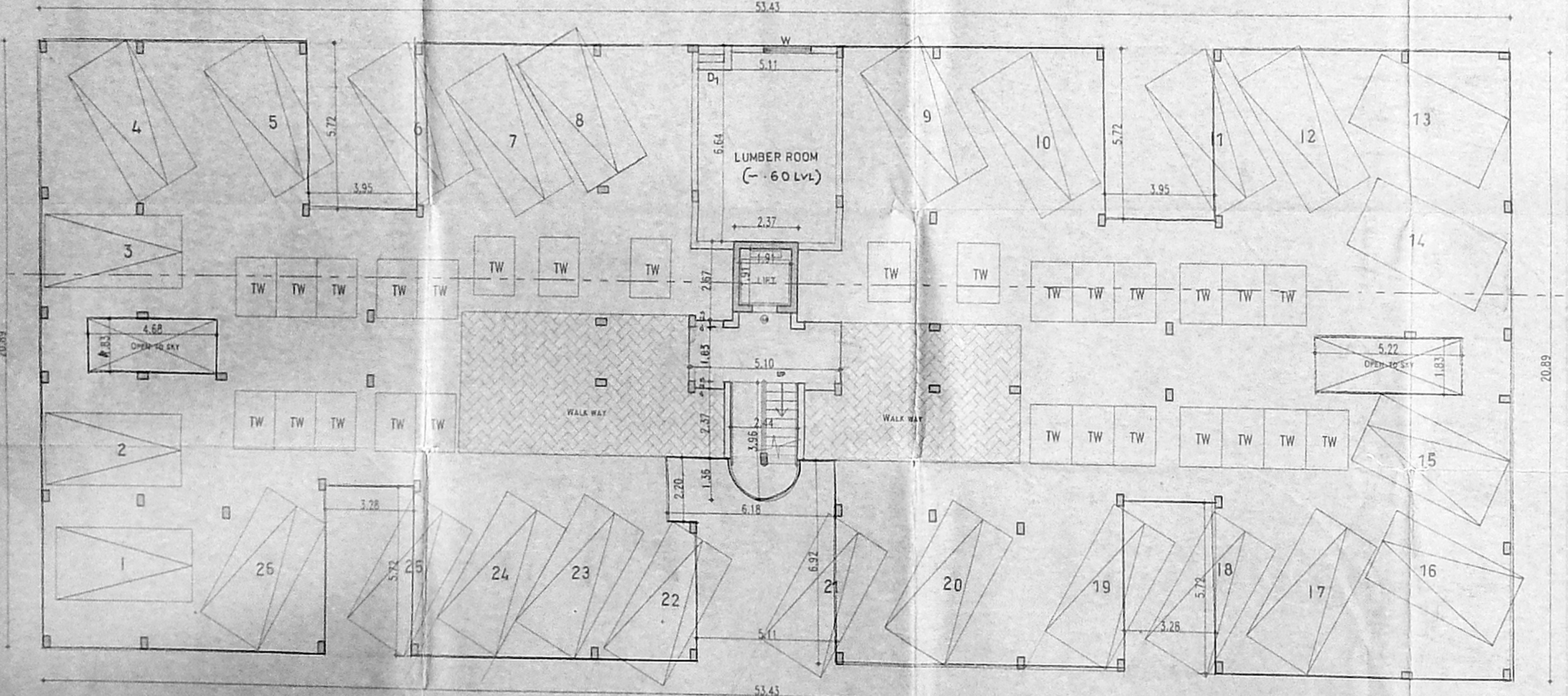
K. RAMKUMAR, R.E.
CLASS - I LICENSED SURVEYOR
LICENSE No. 491,
CORPORATION OF CHENNAI
14/25, IV Cross Street, R.K. Nagar
Mandaveli, Chennai - 600 026.



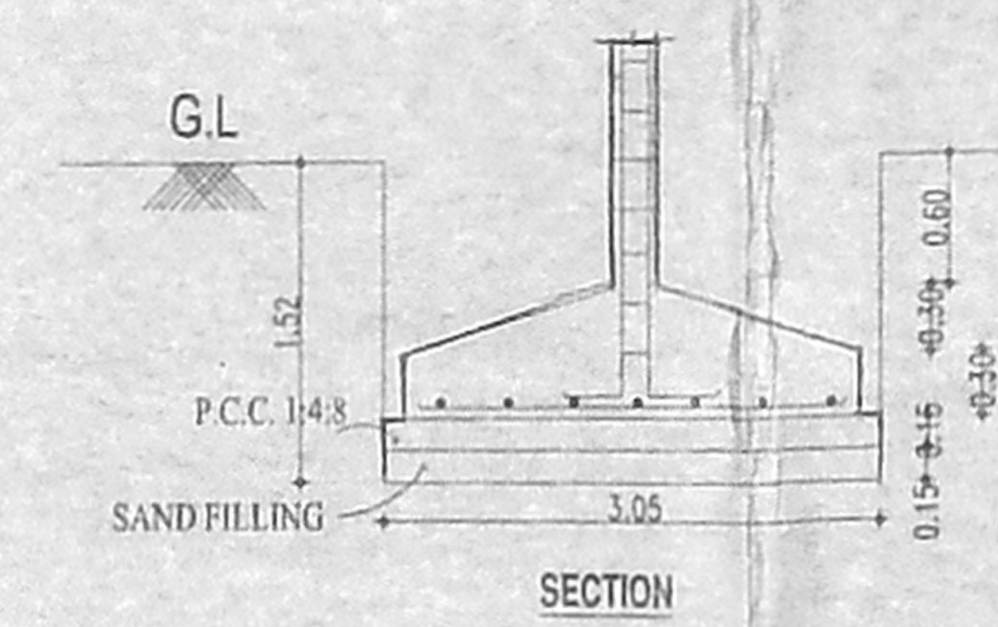
TERRACE FLOOR PLAN



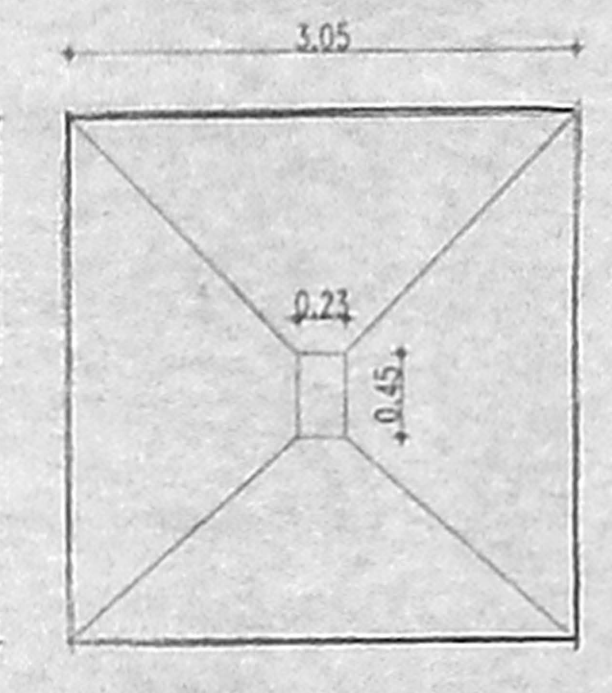
TYPICAL FLOOR PLAN (1st, 2nd, 3rd & 4th) BLOCK - B



PARTLY GROUND FLOOR CUM STILT FLOOR PLAN BLOCK - B



SECTION

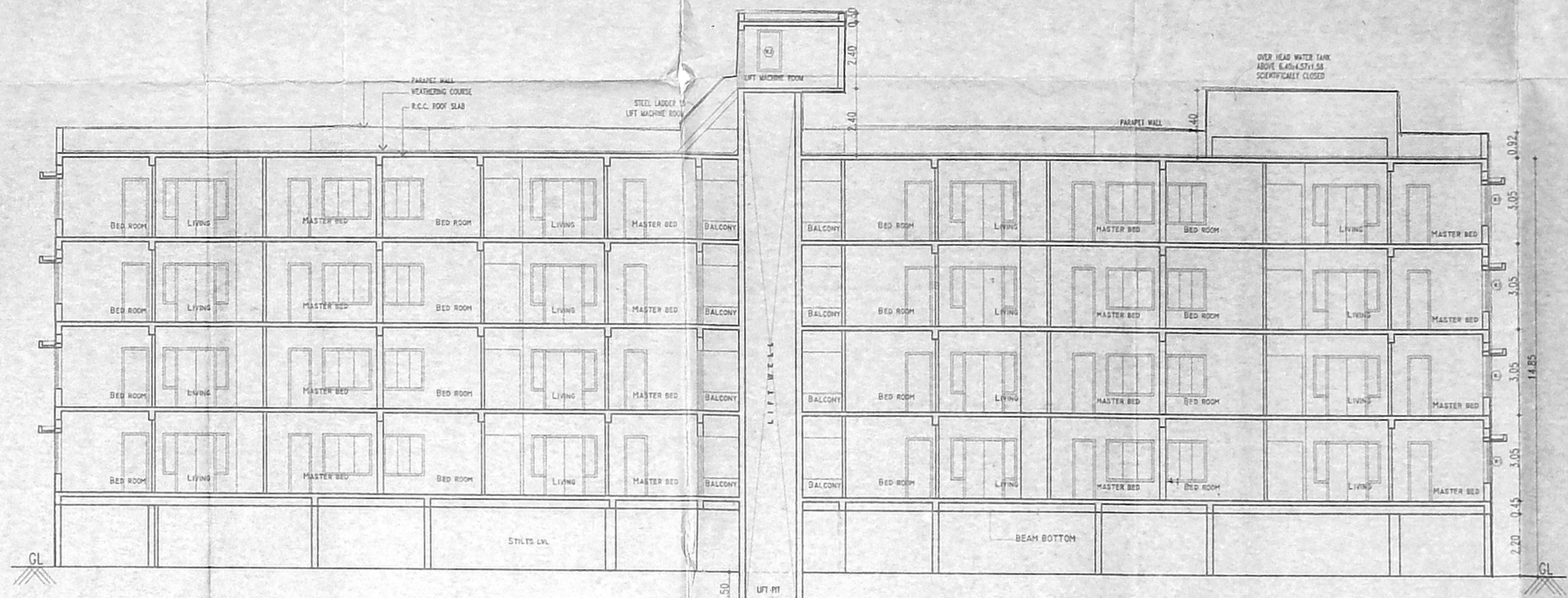


PLAN FOUNDATION DETAIL

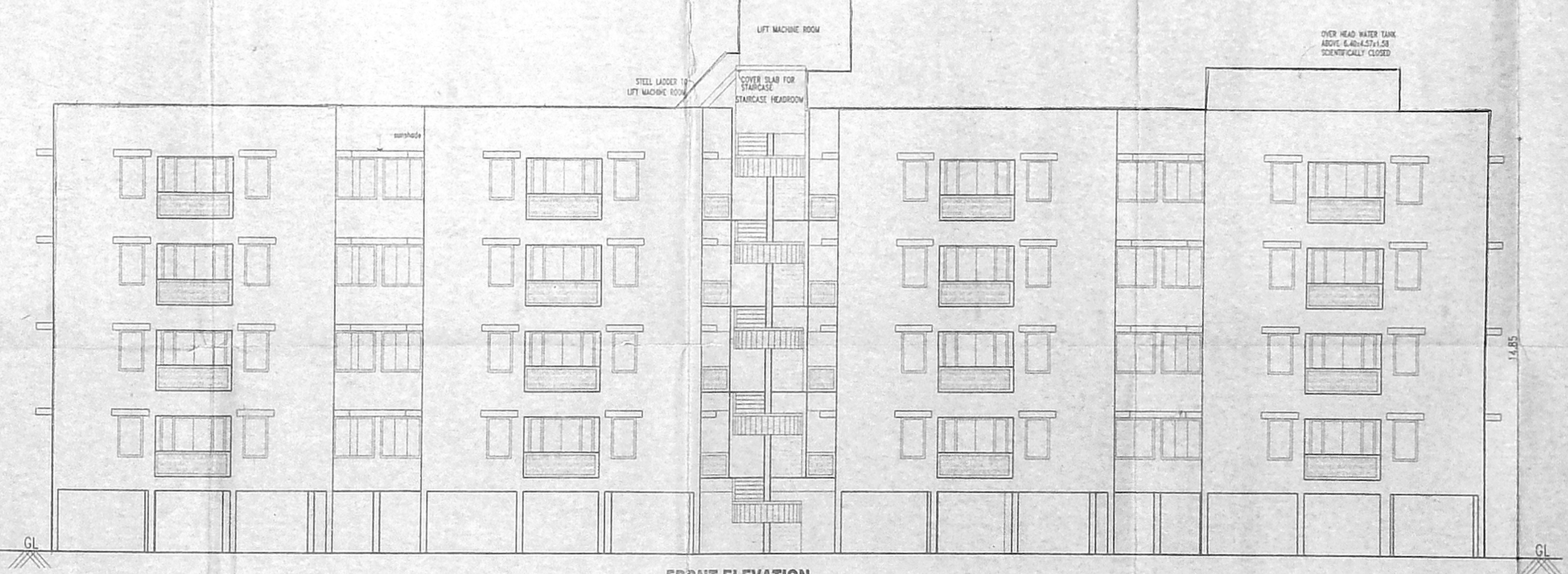
OFFICE COPY

B.S.P.L. BLDG/36-C/F/805
 APPROVED
 IN ACCORDANCE WITH THE PROVISIONS IN THIS OFFICE LETTER B/11589/2004 dt. 02.10.05
 FOR MEMBER SECRETARY CHENNAI METROPOLITAN DEVELOPMENT AUTHORITY CHENNAI - 600 008.

CMDA (B)/4, No. 1
 C.No. B/11589/2004 dt. 02.10.05
 P.A. [Signature]
 A.P. [Signature]



SECTION ON 'A-A'



FRONT ELEVATION

PROPOSED RESIDENTIAL FLATS IN SURVEY NOS-328/1 & 2 & 330/2B OF ZAMIN PALLAVARAM VILLAGE, TAMBARAM TALUK, KANCHEEPURAM DISTRICT, PALLAVARAM MUNICIPALITY, CHENNAI.

SPECIFICATION

1. R.C.C RAFT FOUNDATION.
2. BRICK WORK IN SUPERSTRUCTURE IN C.M. 1:5
3. R.C.C. COLUMNS, PLINTH BEAMS, ROOF SLAB, ETC. IN C.C. 1:2:4
4. PLASTERING WORK IN C.M. 1:4
5. MOSAIC OR MARBLE FLOORING IN C.M. 1:3
6. TWO COATS OF COLOUR OR WHITE WASH.
7. ALL DOORS AND WINDOWS IN TEAKWOOD.
8. TWO COATS OF ENAMEL PAINT OVER ONE COAT OF PRIMER ON WOOD WORK.
9. WEATHERING COURSE IN BRICK JELLY CONCRETE IN C.M. WITH TWO COURSES OF PLASTER LEAD TO DETAIL.
10. ALL R.C.C. SUNSHADE ARE IN 0.45M WIDE.

SCHEDULE OF JOINERY:-

TYPE	DESCRIPTION	SIZE
MD	MAIN DOOR	140 X 240
FD	FRENCH DOOR	244 X 240
D1	DOOR	0.91 X 2.40
D2	DOOR	0.84 X 2.40
LD	LIFT DOOR	0.90 X 2.40
DW	DOOR/WINDOW	1.92 X 2.40
W1	WINDOW	1.83 X 1.70
W2	WINDOW	1.07 X 1.70
W3	WINDOW	0.90 X 1.70
KW	KITCHEN WINDOW	1.20 X 1.70
V	VENTILATOR	0.60 X 0.90

AREA STATEMENT:-

F.S.I. ACHIEVED

STILTS FLOOR AREA	=	28.60 Sqmt.
FIRST FLOOR AREA	=	946.34 Sqmt.
SECOND FLOOR AREA	=	946.34 Sqmt.
THIRD FLOOR AREA	=	946.34 Sqmt.
FOURTH FLOOR AREA	=	946.34 Sqmt.
TOTAL AREA	=	3813.96 Sqmt.
NON F.S.I	=	38.26 sq. m.

ALL DIMENSIONS ARE IN METRES

SCALE:- 1:100

LEGEND

- PROPOSED BUILDING
- BOUNDARY SHOWN IN
- ROAD SHOWN IN
- SEWER LINE SHOWN IN
- WATER SUPPLY LINE SHOWN IN

NORTH POINT:-

OWNER'S SIGNATURE

LICENSED SURVEYOR

K. Ramkumar
 K. RAMKUMAR, B.E.,
 CLASS - LICENSED SURVEYOR
 LICENSE NO. 451,
 CORPORATION OF CHENNAI
 14/33, IV Cross Street, P.K. Nagar,
 Marambali, Chennai - 600 025.

OFFICE COPY

B/SPL. NO. 04/36-01/2005
 Planning Period No. 11589/2005
APPROVED
 SUBJECT TO THE CONDITIONS IN THIS OFFICE LETTER
 DATED 08.02.05
 FOR MEMBER SECRETARY
 CHENNAI METROPOLITAN
 DEVELOPMENT AUTHORITY
 CHENNAI - 600 008.

CMDA B / No. 1
 No. 11589/2005
 Scrutiny
 P. A.
 8/10
 9/11/05

PROPOSED RESIDENTIAL FLATS IN SURVEY NOS-328/1 & 2 & 330/2B OF ZAMIN PALLAVARAM VILLAGE, TAMBARAM TALUK, KANCHEEPURAM DISTRICT, PALLAVARAM MUNICIPALITY, CHENNAI.

- SPECIFICATION**
1. R.C.C RAFT FOUNDATION.
 2. BRICK WORK IN SUPERSTRUCTURE IN C.M. 1:5
 3. R.C.C. COLUMNS, PLINTH BEAMS, ROOF SLAB ETC. IN C.C. 1:2:4
 4. PLASTERING WORK IN C.M. 1:4
 5. MOSAIC OR MARBLE FLOORING IN C.M. 1:3
 6. TWO COATS OF COLOUR OR WHITE WASH.
 7. ALL DOORS AND WINDOWS IN TEAK WOOD.
 8. TWO COATS OF ENAMEL PAINT OVER ONE COAT OF PRIMER OIL WOOD WORK.
 9. WEATHERING COURSE IN BRICK JELLY CONCRETE IN C.M. WITH TWO COURSES OF FLAT TILES LAD TO DETAIL.
 10. ALL R.C.C. SUNSHADE ARE IN 0.45M WIDE.

SCHEDULE OF JOINERY:-

TYPE	DESCRIPTION	SIZE
MD	MAIN DOOR	1.40 X 2.40
FD	FRENCH DOOR	2.44 X 2.40
D1	DOOR	0.91 X 2.40
D2	DOOR	0.84 X 2.40
LD	LIFT DOOR	0.90 X 2.40
DW	DOOR/WINDOW	1.52 X 2.40
W1	WINDOW	1.23 X 1.70
W2	WINDOW	1.07 X 1.70
W3	WINDOW	0.90 X 1.70
KW	KITCHEN WINDOW	1.20 X 1.70
V	VENTILATOR	0.60 X 0.90

AREA STATEMENT:-

F.S.I. ACHIEVED

STILTS FLOOR AREA	= 28.17 Sqmt.
FIRST FLOOR AREA	= 945.83 Sqmt.
SECOND FLOOR AREA	= 945.83 Sqmt.
THIRD FLOOR AREA	= 945.83 Sqmt.
FOURTH FLOOR AREA	= 945.83 Sqmt.
TOTAL AREA	= 3811.49 Sqmt.
NON F.S.I	= 39.85 x 2 = 79.76 Sqmt.

ALL DIMENSIONS ARE IN METRES

SCALE:- 1:100

LEGEND

PROPOSED BUILDING [Symbol]
 BOUNDARY SHOWN IN [Symbol]
 ROAD SHOWN IN [Symbol]
 SEWER LINE SHOWN IN [Symbol]
 WATER SUPPLY LINE SHOWN IN [Symbol]

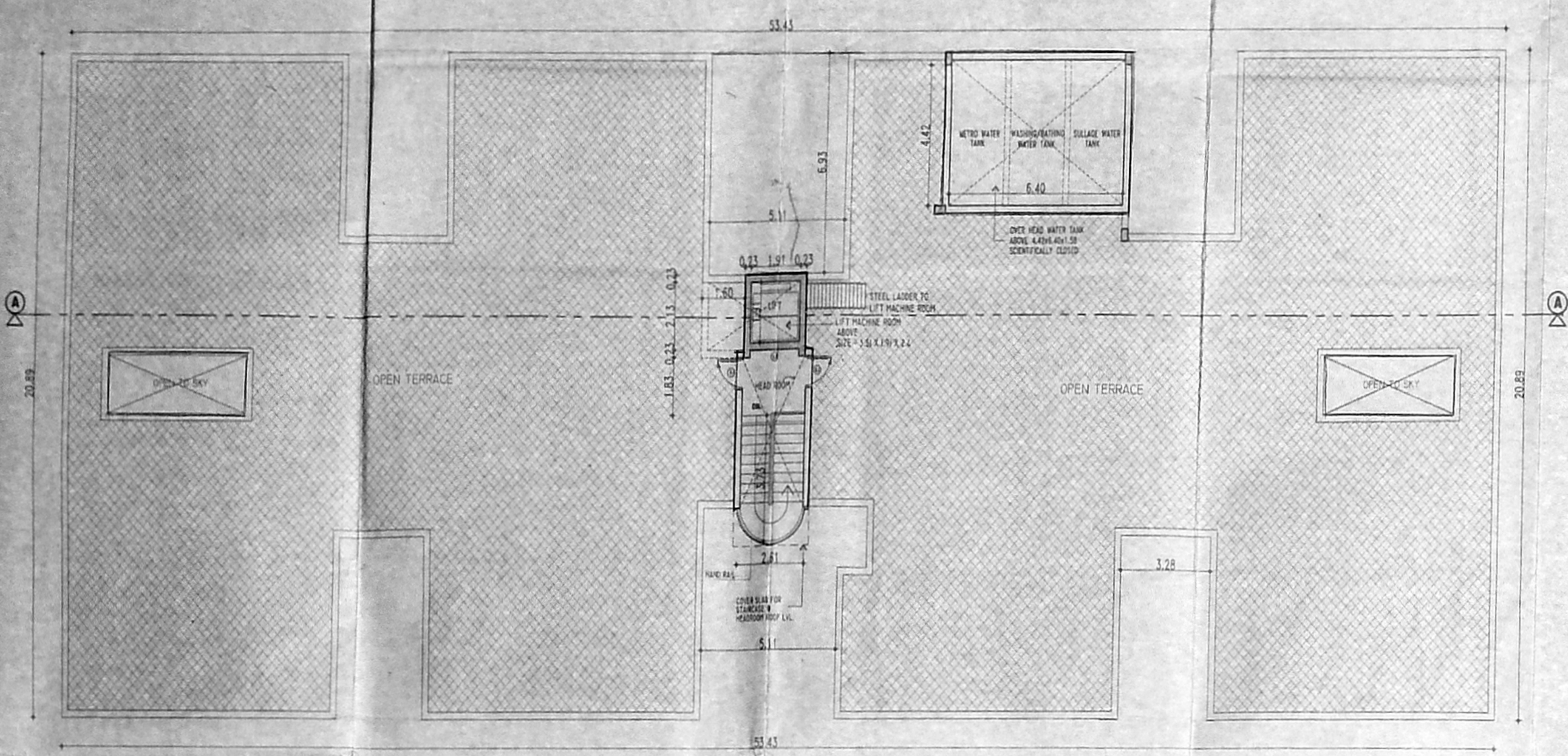
NORTH POINT:-
 [North Arrow Symbol]

OWNER'S SIGNATURE
 [Signature]

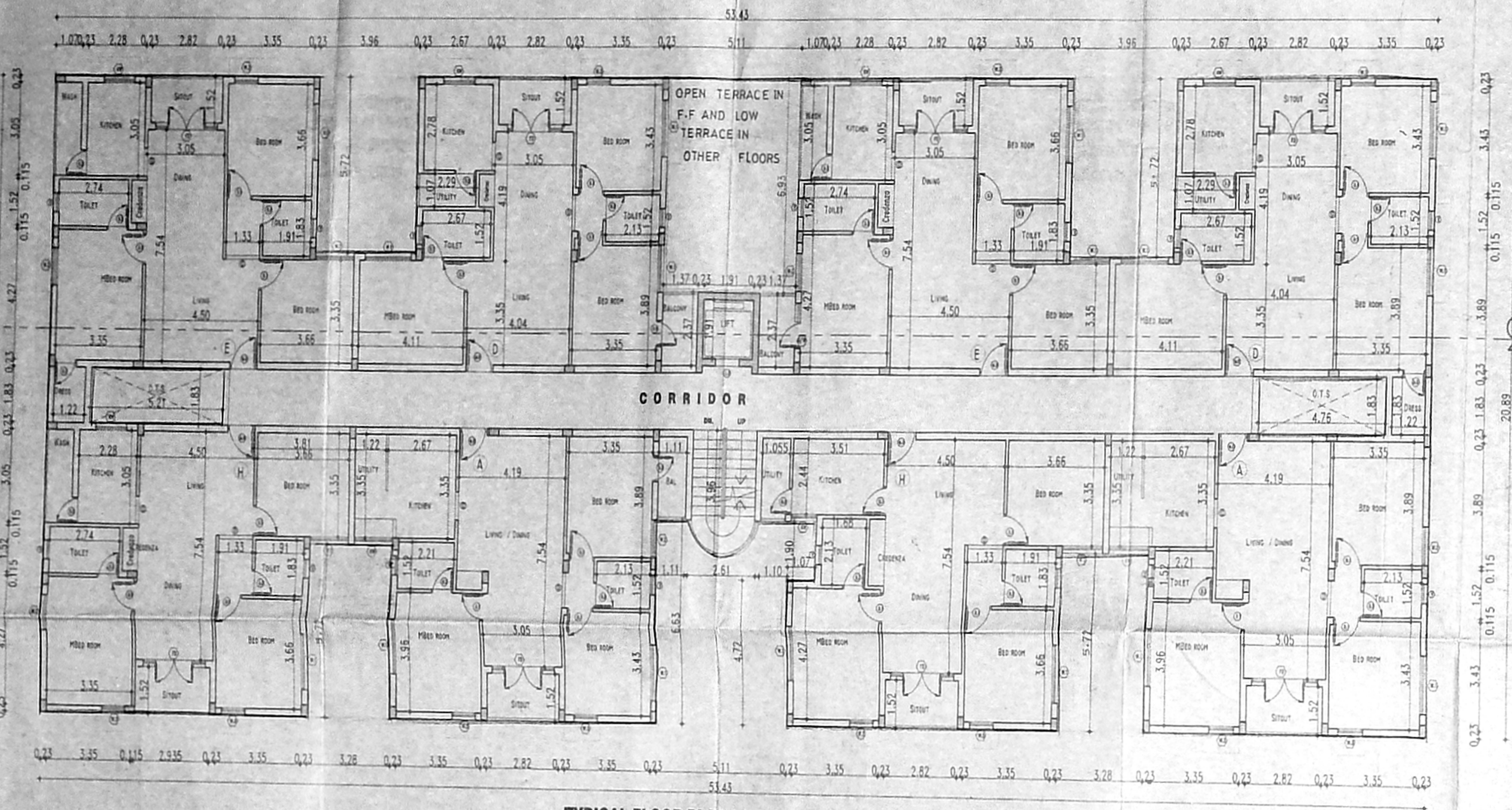
LICENSED SURVEYOR
 K. Ramkumar
 CLASS - I LICENSED SURVEYOR
 LICENSE No. 461,
 CORPORATION OF CHENNAI
 14/22, IV Cross Street, P.K. Nagar
 Mandaveli, Chennai - 600 028.

DRAWING TITLE
 PLANS, ELEVATIONS & SECTION.
 BLOCK - C & D

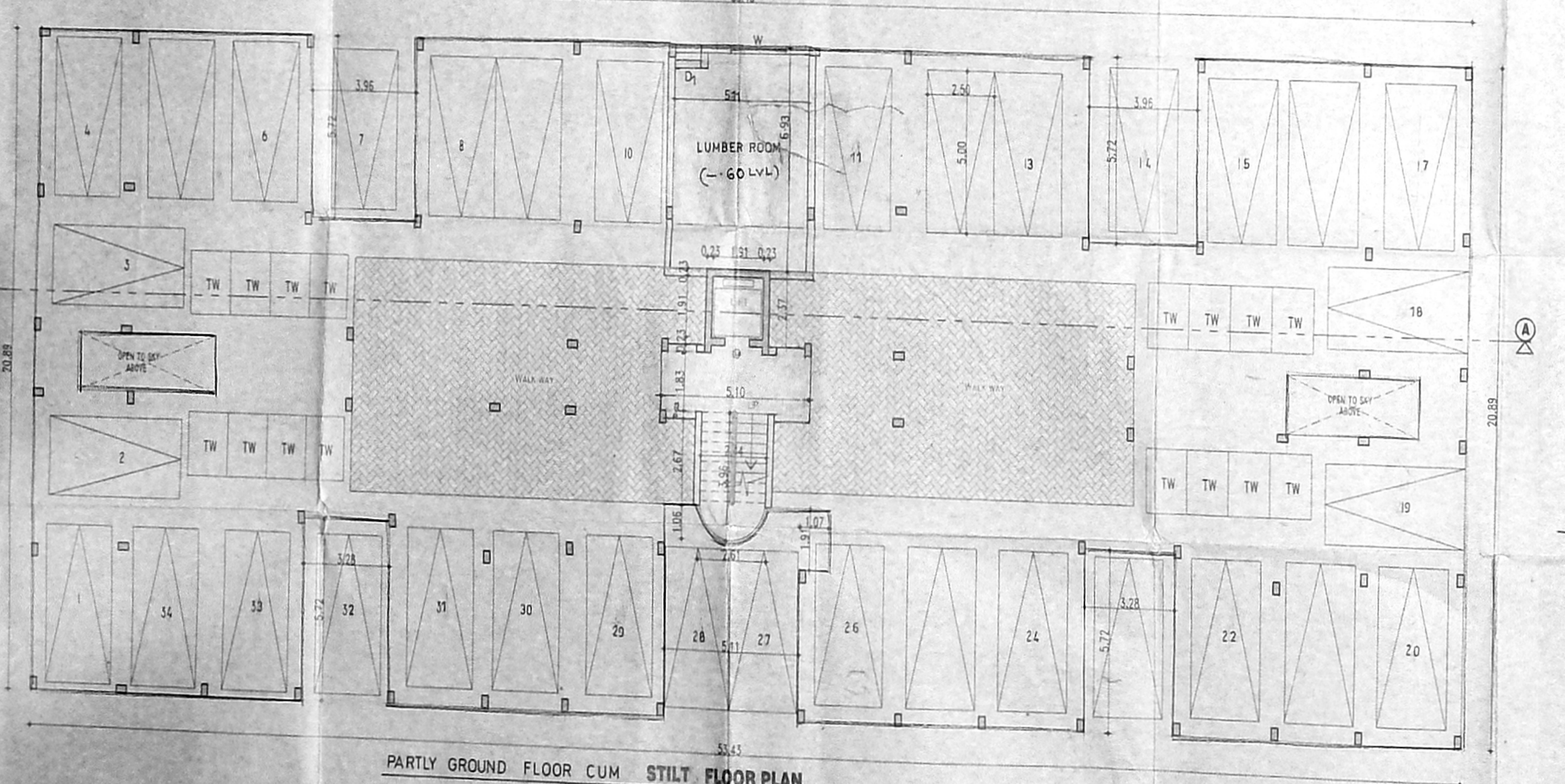
SHEET NO-04/06



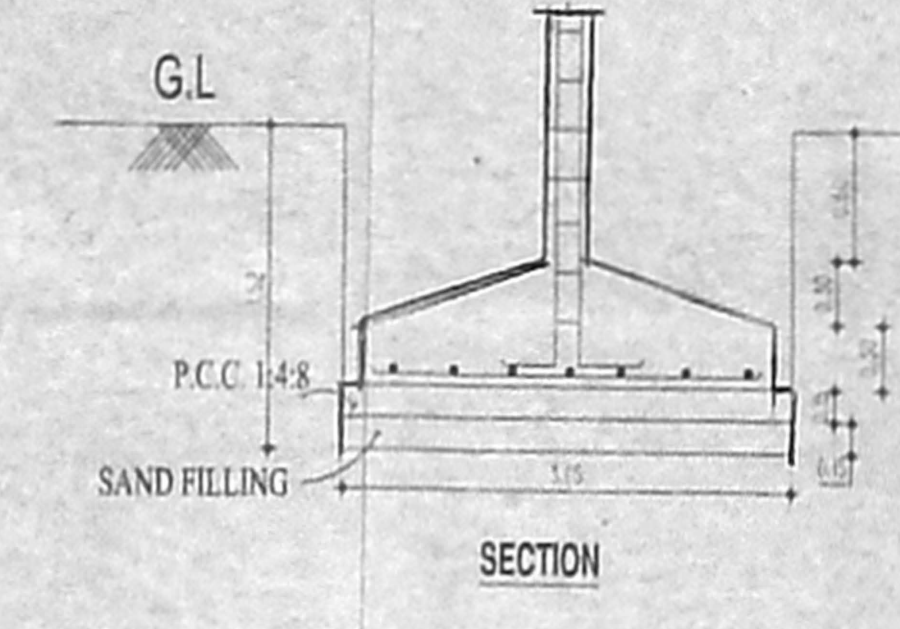
TERRACE FLOOR PLAN




TYPICAL FLOOR PLAN (1st, 2nd, 3rd & 4th)



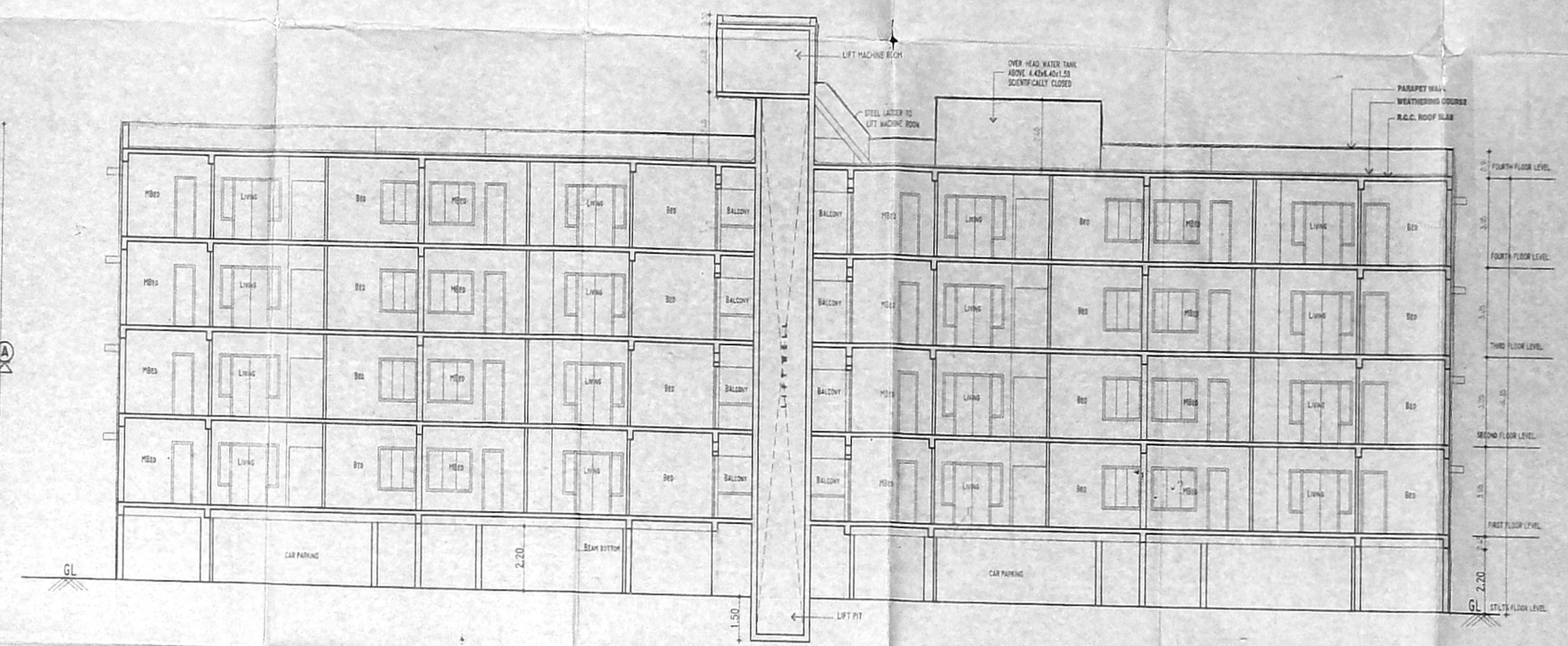
PARTLY GROUND FLOOR CUM STILT FLOOR PLAN
 BLOCK - C & D



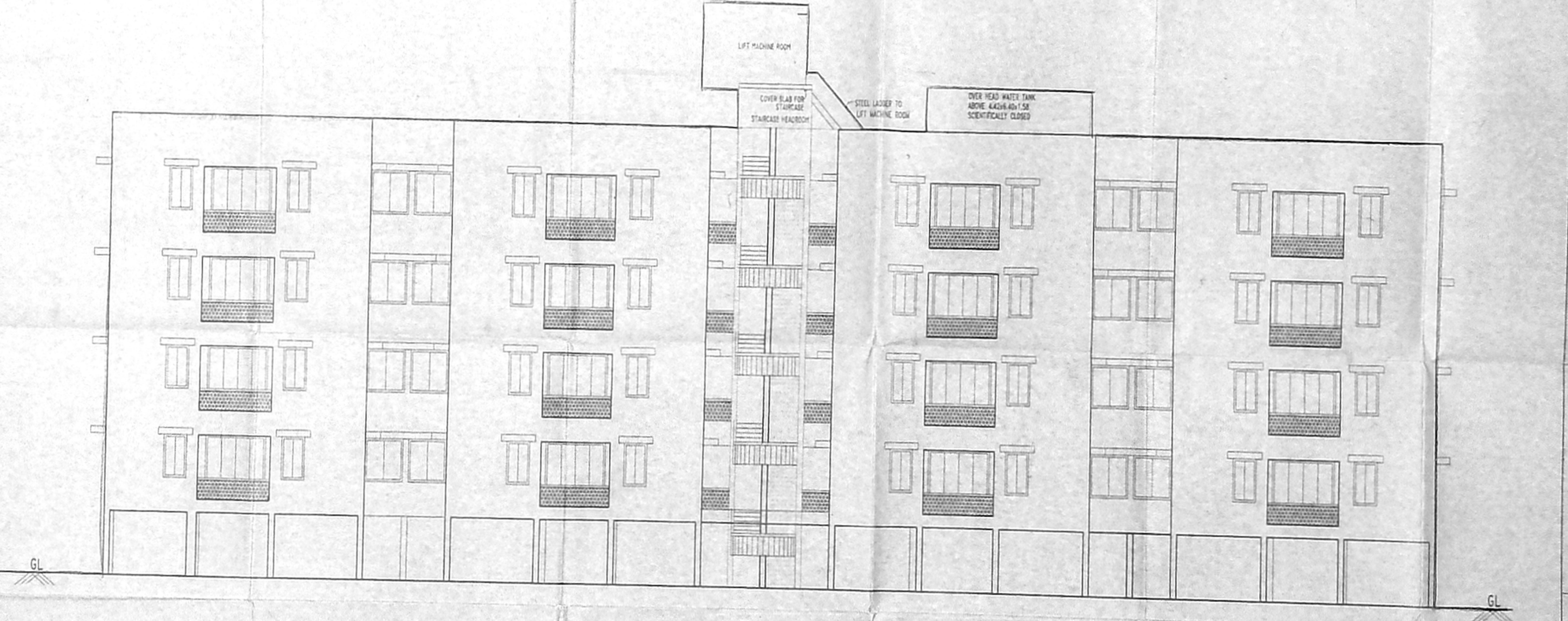
SECTION



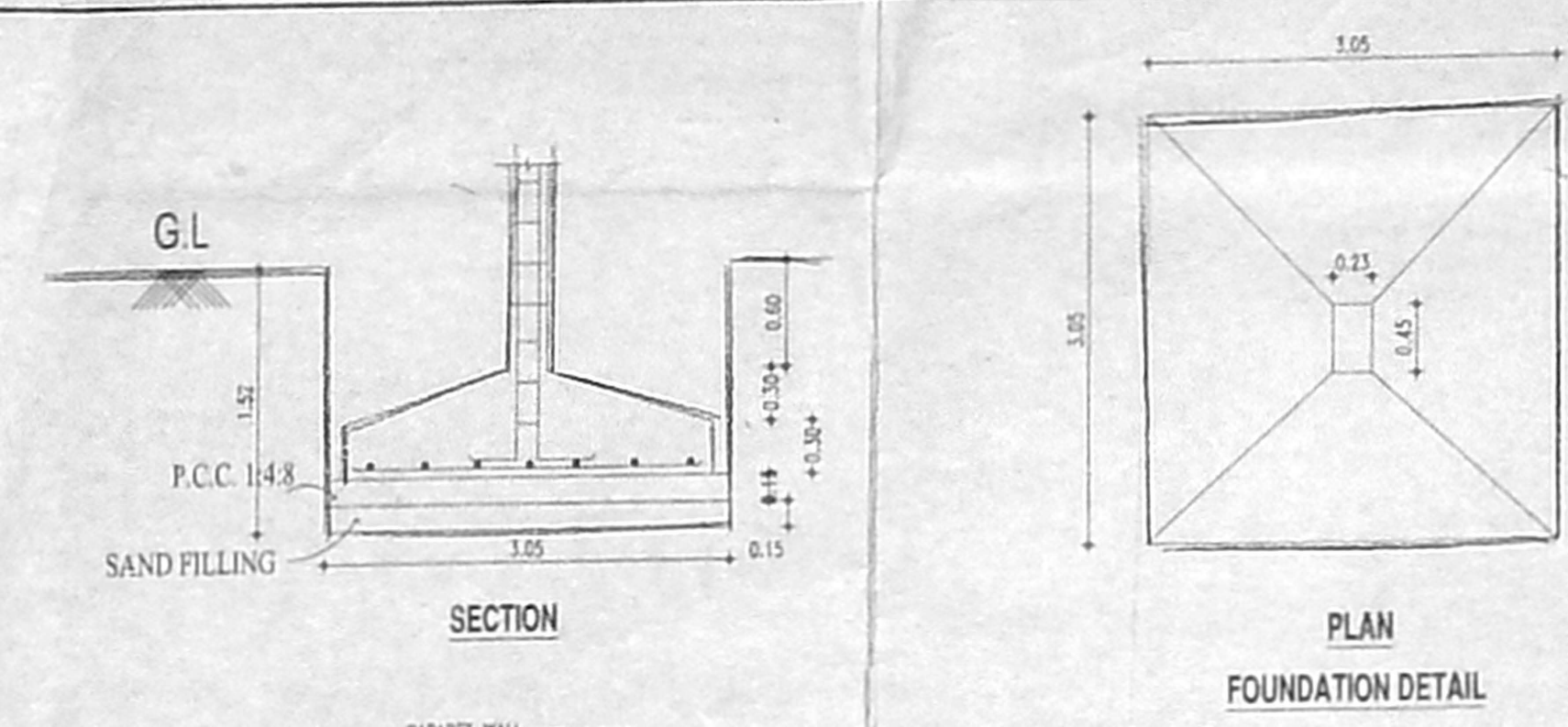
PLAN FOUNDATION DETAIL



SECTION-AA



FRONT ELEVATION



OFFICE COPY

APPROVED
SUBJECT TO THE CONDITIONS IN
THIS OFFICE LETTER
No. 2/11589/2004
22/11/05
FOR MEMBER SECRETARY
CHENNAI METROPOLITAN
DEVELOPMENT AUTHORITY
CHENNAI - 600 008.

CMDA (B) / 61 / No. 1
No. 2/11589/2004
Scrutiny
P. A. 21/11/05
I. A. P. 21/11/05

**PROPOSED RESIDENTIAL FLATS IN
SURVEY NOS-328/1 & 2 & 330/2B
OF ZAMIN PALLAVARAM VILLAGE,
TAMBARAM TALUK,
KANCHEEPURAM DISTRICT,
PALLAVARAM MUNICIPALITY,
CHENNAI.**

SPECIFICATION

1. R.C.C RAFT FOUNDATION.
2. BRICK WORK IN SUPERSTRUCTURE IN C.M. 1:5
3. R.C.C. COLUMNS, PLINTH BEAMS, ROOF SLAB, ETC. IN C.C. 1:2:4.
4. PLASTERING WORK IN C.M. 1:4.
5. MOSAIC OR MARBLE FLOORING IN C.M. 1:3.
6. TWO COATS OF COLOUR OR WHITE WASH.
7. ALL DOORS AND WINDOWS IN TEAKWOOD.
8. TWO COATS OF ENAMEL PAINT OVER ONE COAT OF PRIMER ON WOOD WORK.
9. WEATHERING COURSE IN BRICK JELLY CONCRETE IN C.M. WITH TWO COURSES OF FLAT TILES LAID TO DETAIL.
10. ALL R.C.C. SUNSHADE ARE IN 0.45M WIDE.

SCHEDULE OF JOINERY:-

TYPE	DESCRIPTION	SIZE
MD	MAIN DOOR	1.08 X 2.40
FD	FRENCH DOOR	2.44 X 2.40
D1	DOOR	0.91 X 2.40
D2	DOOR	0.84 X 2.40
LD	LIFT DOOR	0.90 X 2.40
DW	DOOR/WINDOW	1.92 X 2.40
W1	WINDOW	1.83 X 1.70
W2	WINDOW	1.07 X 1.70
W3	WINDOW	0.90 X 1.70
KW	KITCHEN WINDOW	1.20 X 1.70
V	VENTILATOR	0.60 X 0.90

AREA STATEMENT:-

F.S.I. ACHIEVED

STILTS FLOOR AREA	= 28.72 Sqmt.
FIRST FLOOR AREA	= 689.79 Sqmt.
SECOND FLOOR AREA	= 689.79 Sqmt.
THIRD FLOOR AREA	= 689.79 Sqmt.
FOURTH FLOOR AREA	= 493.52 Sqmt.
TOTAL AREA	= 2591.61 Sqmt.
NON F.S.I.	= 766.16 Sqmt.

ALL DIMENSIONS ARE IN METRES

SCALE:- 1:100

LEGEND

- PROPOSED BUILDING
- BOUNDARY SHOWN IN
- ROAD SHOWN IN
- SEWER LINE SHOWN IN
- WATER SUPPLY LINE SHOWN IN

NORTH POINT:-



OWNER'S SIGNATURE

(Signature)

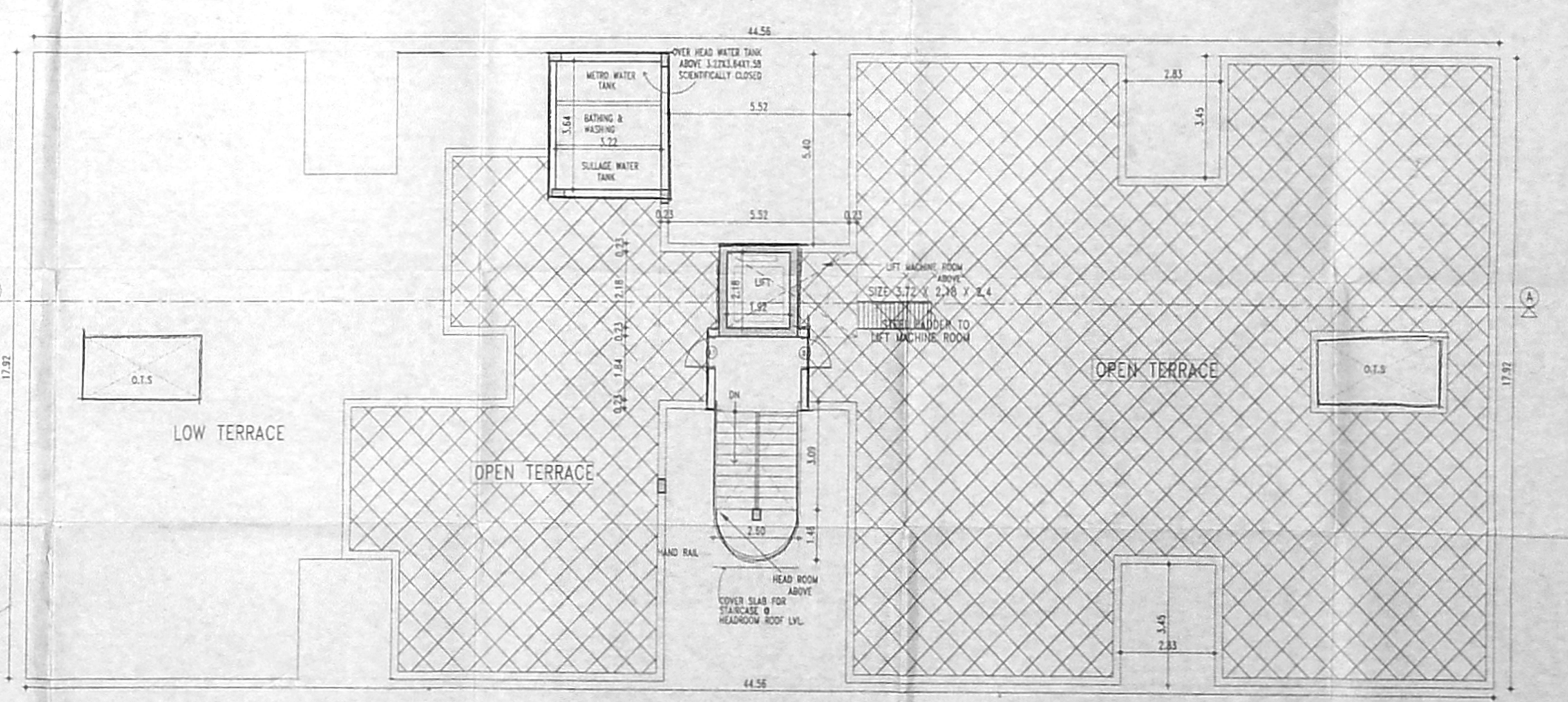
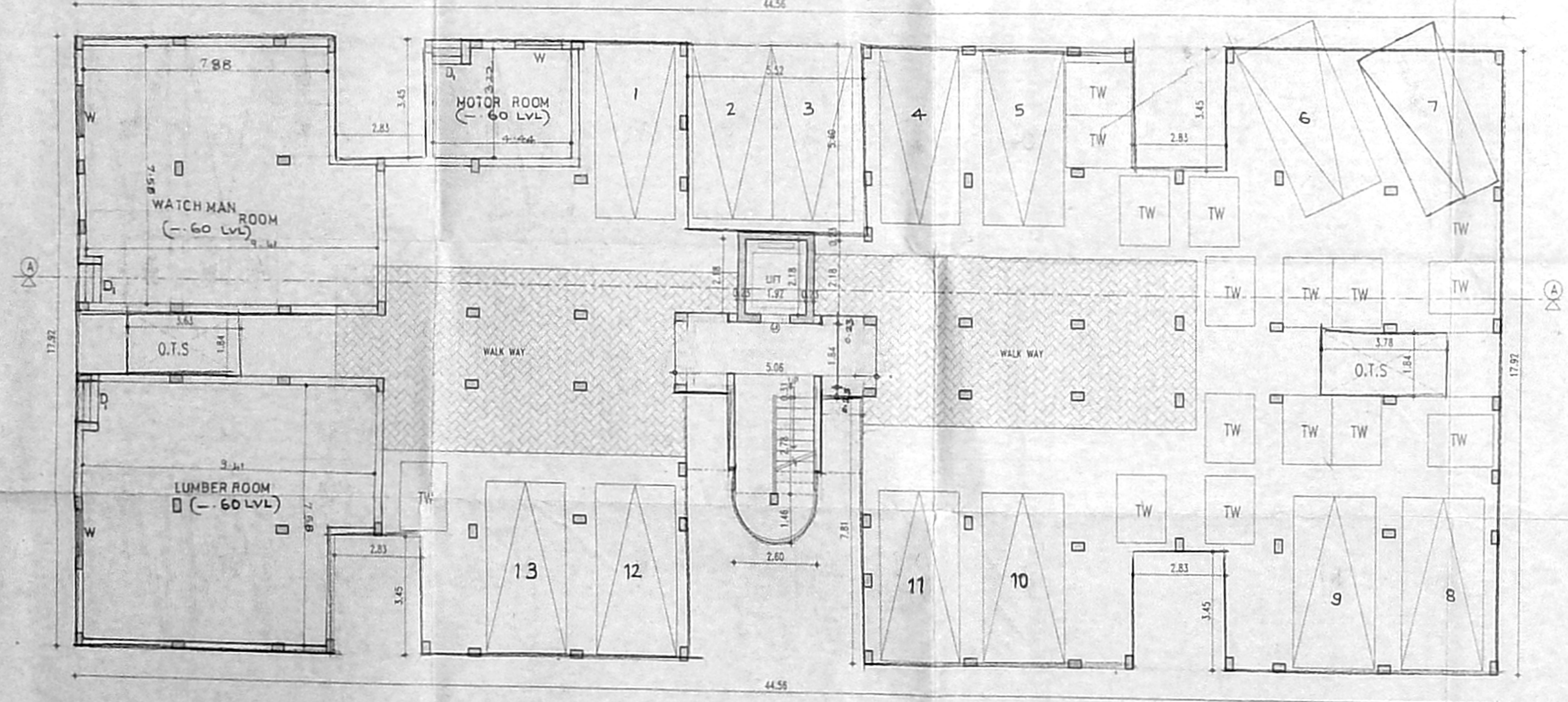
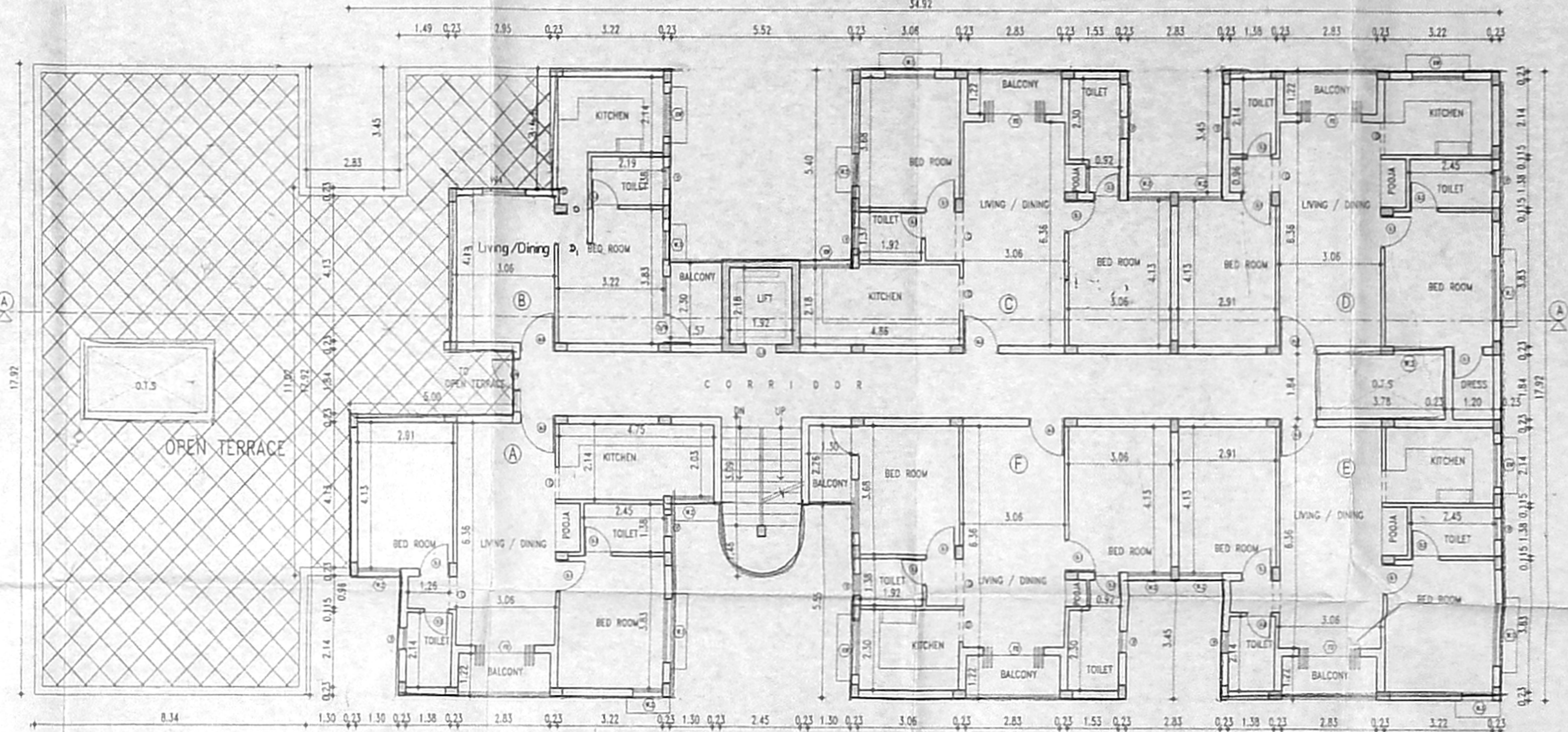
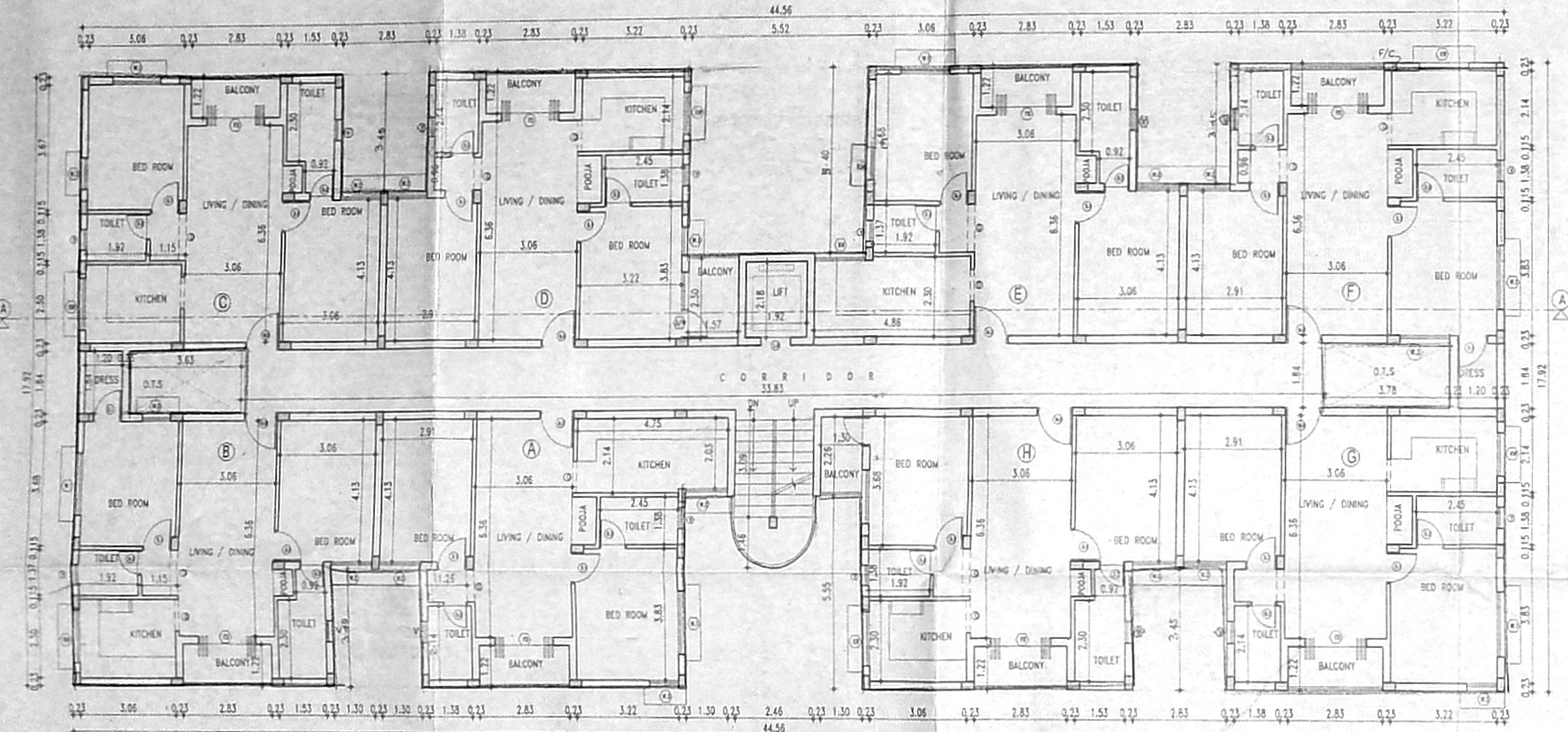
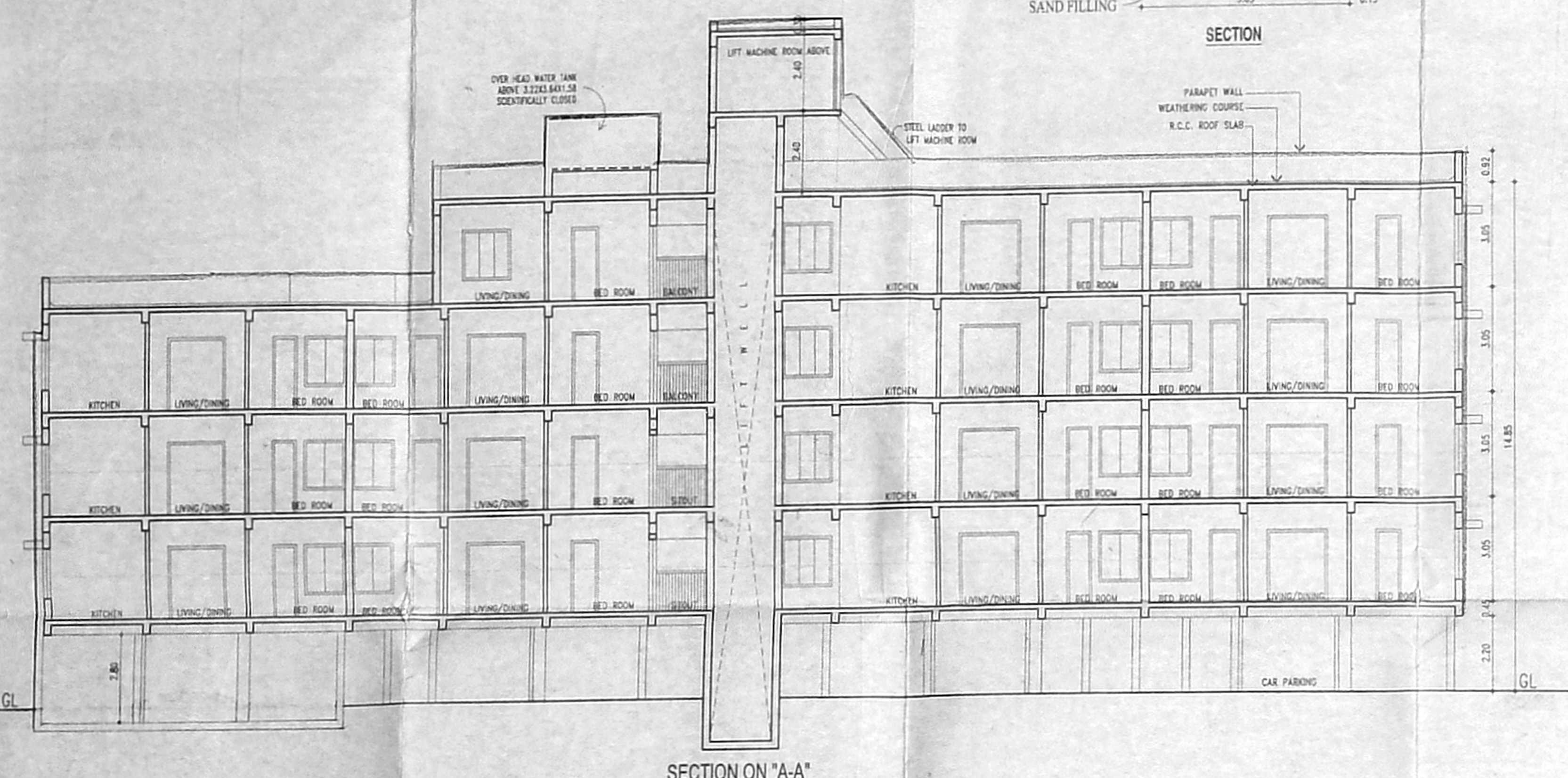
LICENSED SURVEYOR

(Signature)
CLASS - I LICENSED SURVEYOR
LICENSE No. 487,
CORPORATION OF CHENNAI
14/33, IV Cross Street, R.K. Nagar
Mandaveli, Chennai - 600 028.

REVISION NO. 01 - 01-2005

DRAWING TITLE
PLANS, ELEVATIONS & SECTION.
BLOCK - E

SHEET NO-05/06



BLOCK - E

OFFICE COPY

D/DP/4-000/30-P/F/005
 Planning Permit No. 1005
APPROVED
 SUBJECT TO THE CONDITIONS IN
 YOUR OFFICE LETTER
 B/11507/0004/01-0-005
 FOR MEMBER SECRETARY
 CHENNAI METROPOLITAN
 DEVELOPMENT AUTHORITY
 CHENNAI - 600 008.

CMDA (B) No. 1
 C.No. B/11507/0004
 Asst. Secretary
 P.A. *g/nilas*
 A.P. *10/10*

**PROPOSED RESIDENTIAL FLATS IN
 SURVEY NOS-328/1 & 2 & 330/2B
 OF ZAMIN PALLAVARAM VILLAGE,
 TAMBARAM TALUK,
 KANCHEEPURAM DISTRICT,
 PALLAVARAM MUNICIPALITY,
 CHENNAI.**

SPECIFICATION

1. R.C.C RAFT FOUNDATION.
2. BRICK WORK IN SUPERSTRUCTURE IN C.M. 15.
3. R.C.C. COLLARNS, PLINTH BEAMS, ROOF SLAB, ETC. IN C.C. 1:2:4.
4. PLASTERING WORK IN C.M. 1:4.
5. MOSAIC OR MARBLE FLOORING IN C.M. 1:3.
6. TWO COATS OF COLOUR OR WHITE WASH.
7. ALL DOORS AND WINDOWS IN TEAKWOOD.
8. TWO COATS OF ENAMEL PAINT OVER ONE COAT OF PRIMER ON WOODWORK.
9. WEATHERING COURSE IN BRICK, JELLY CONCRETE IN C.M. WITH TWO COURSES OF FLAT TILES LIND. TO DETAIL.
10. ALL R.C.C. SUNSHADE ARE IN 0.6M WIDE.

SCHEDULE OF JOINERY:-

TYPE	DESCRIPTION	SIZE
MD	MAIN DOOR	1.08 X 2.40
FD	FRENCH DOOR	2.44 X 2.40
D1	DOOR	0.91 X 2.40
D2	DOOR	0.84 X 2.40
LD	LIFT DOOR	0.90 X 2.40
DW	DOORWINDOW	1.90 X 2.40
W1	WINDOW	1.80 X 1.70
W2	WINDOW	1.07 X 1.70
W3	WINDOW	0.90 X 1.70
KW	KITCHEN WINDOW	1.20 X 1.70
V	VENTILATOR	0.60 X 0.90

AREA STATEMENT:-

F.S.I. ACHIEVED

STILTS FLOOR AREA	= 28.72 Sqmt.
FIRST FLOOR AREA	= 689.79 Sqmt.
SECOND FLOOR AREA	= 689.79 Sqmt.
THIRD FLOOR AREA	= 689.79 Sqmt.
TOTAL AREA	= 2098.09 Sqmt.
NON F.S.I.	= 214.18


ALL DIMENSIONS ARE IN METRES

SCALE:- 1/100

LEGEND

- PROPOSED BUILDING
- BOUNDARY SHOWN IN
- ROAD SHOWN IN
- SEWER LINE SHOWN IN
- WATER SUPPLY LINE SHOWN IN

NORTH POINT:-



OWNER'S SIGNATURE

[Signature]

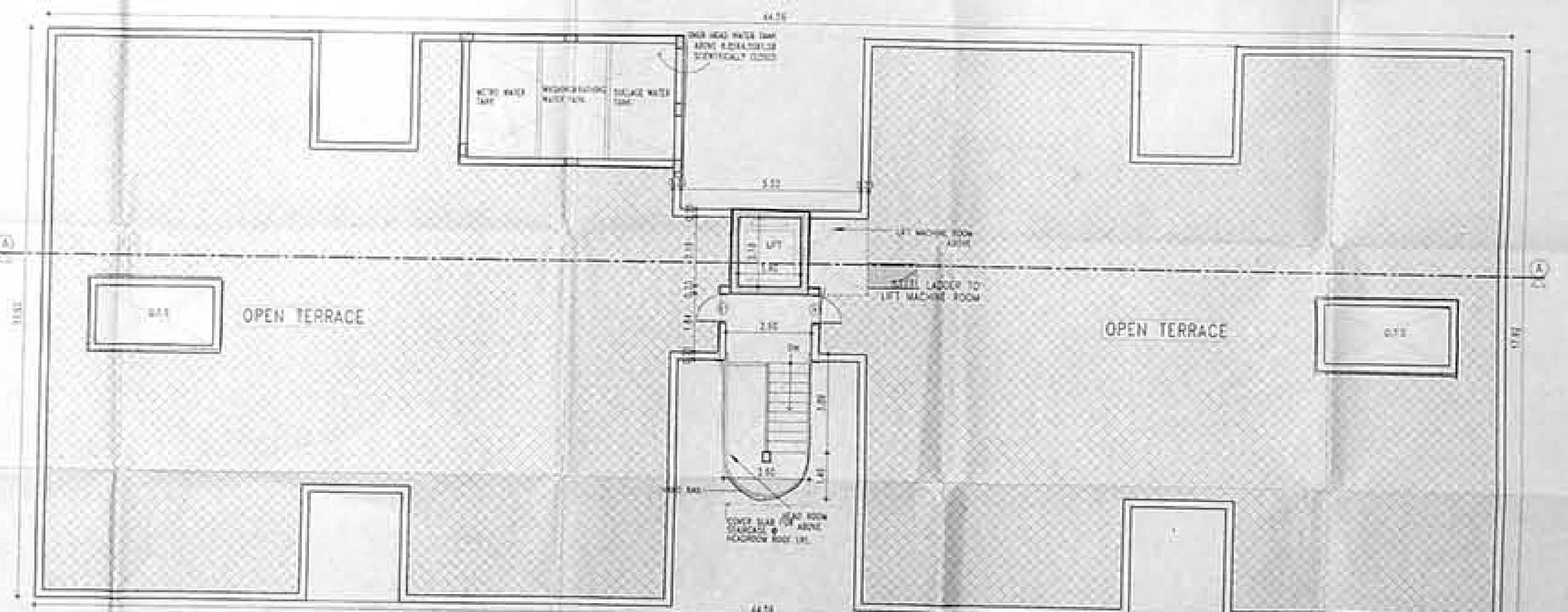
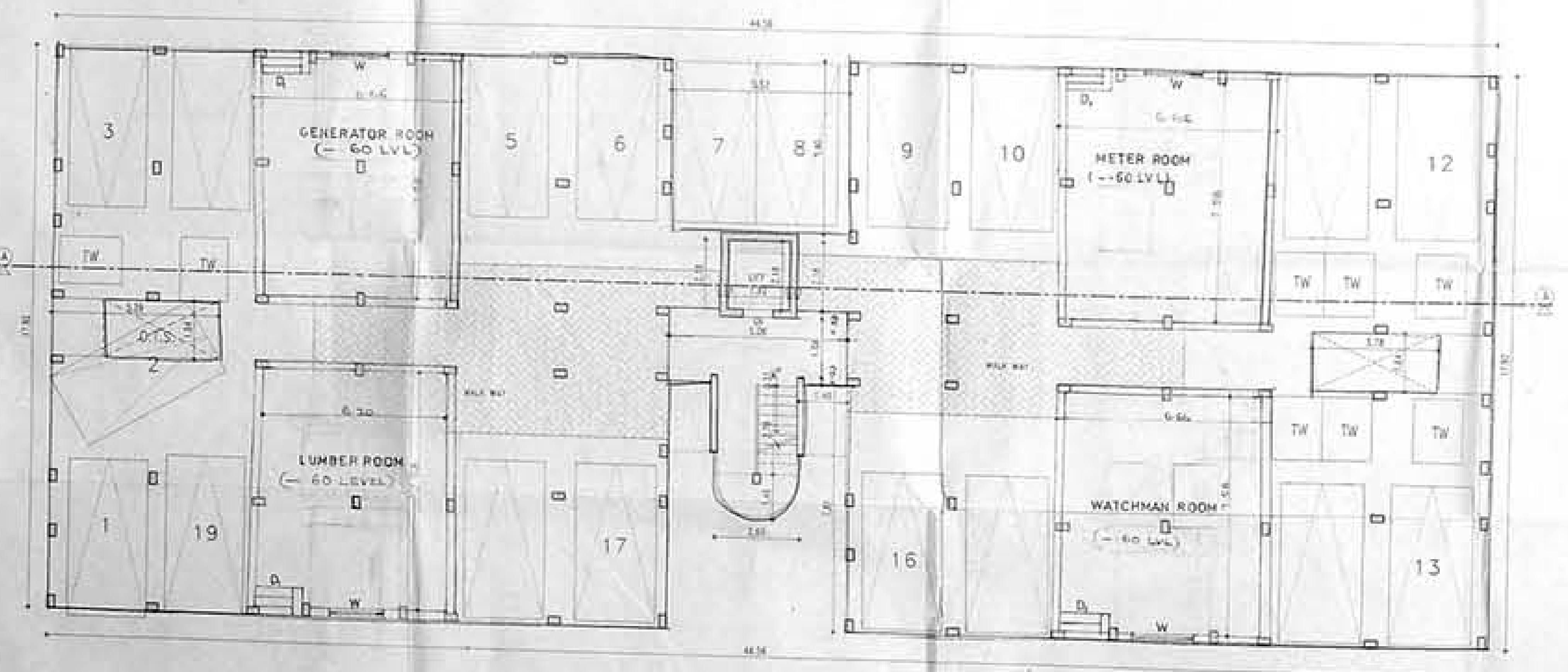
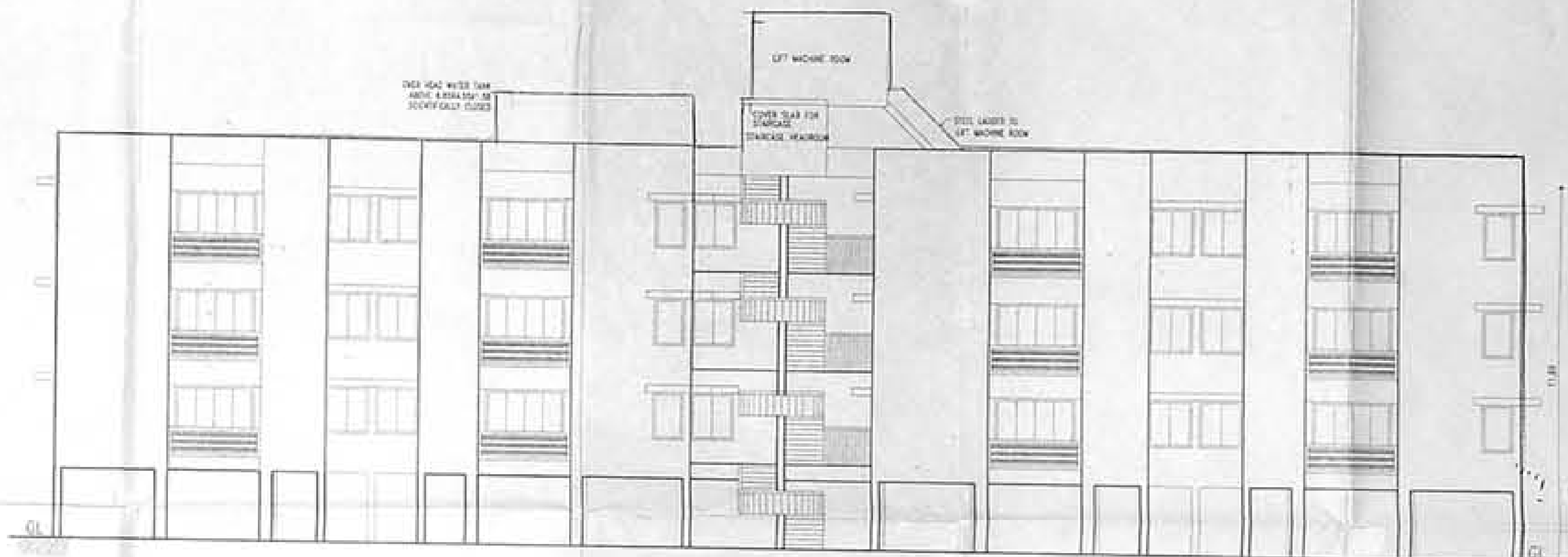
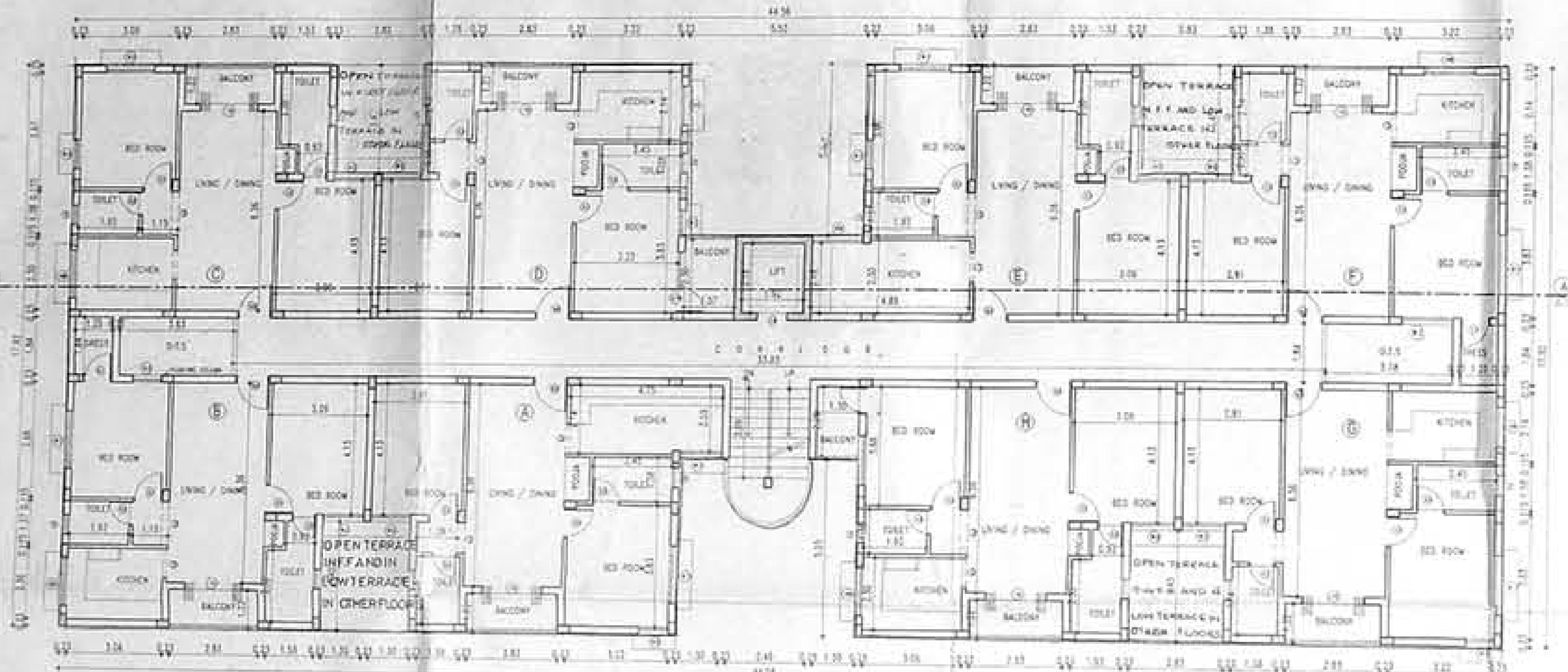
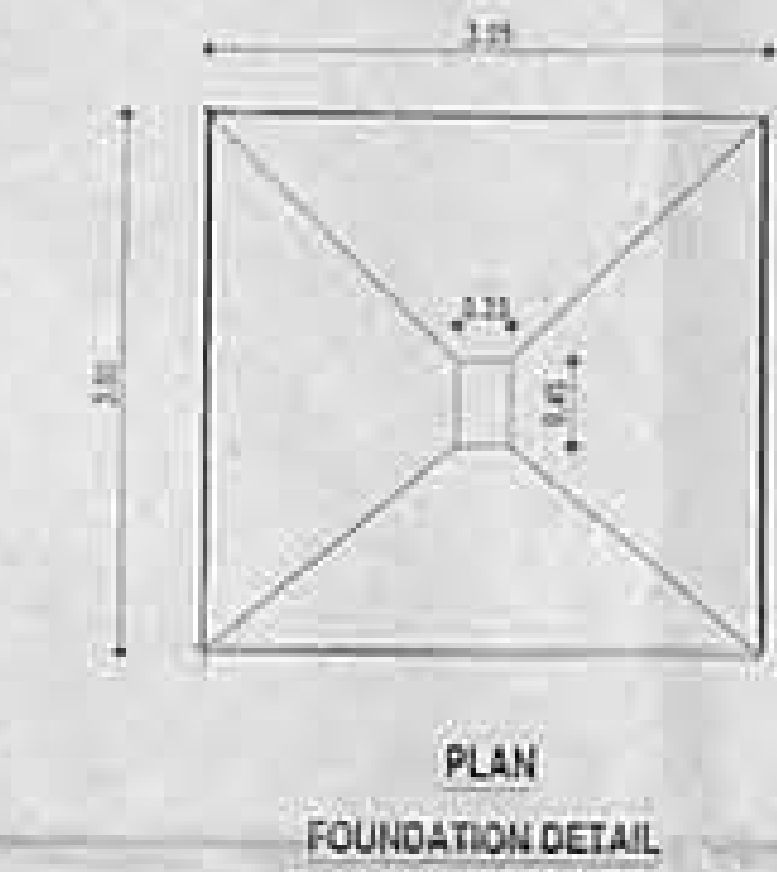
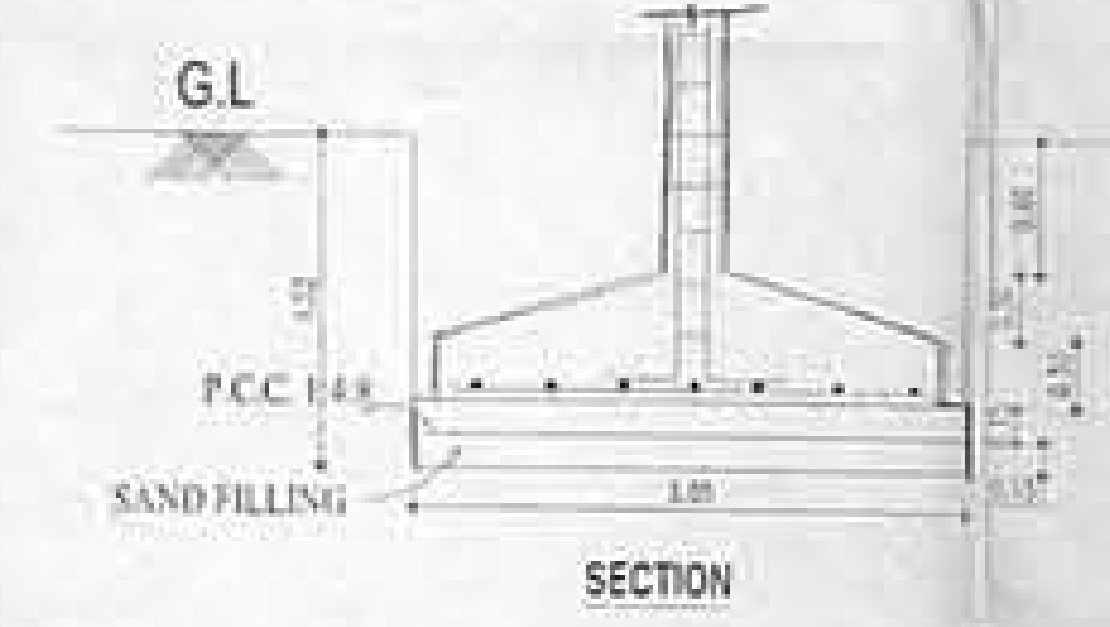
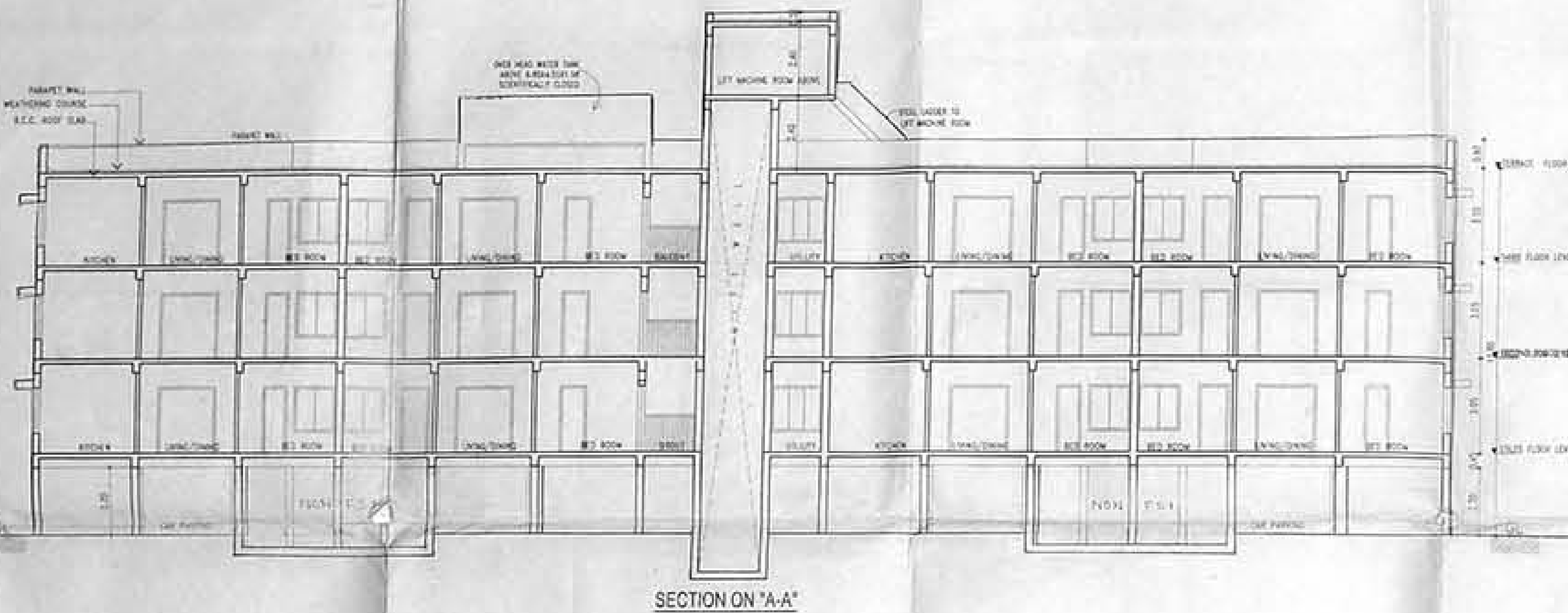
LICENSED SURVEYOR

[Signature]
 K. RAMKUMAR, S.E.
 CLASS - I LICENSED SURVEYOR
 LICENSE NO. 481,
 CORPORATION OF CHENNAI
 147/33, IV Cross Street, R.K. Nagar
 Mandaveli, Chennai - 600 028.

REVISED 18-01-2005

DRAWING TITLE
 PLANS, ELEVATIONS & SECTION.
 BLOCK - F

SHEET NO-06/06



BLOCK - F